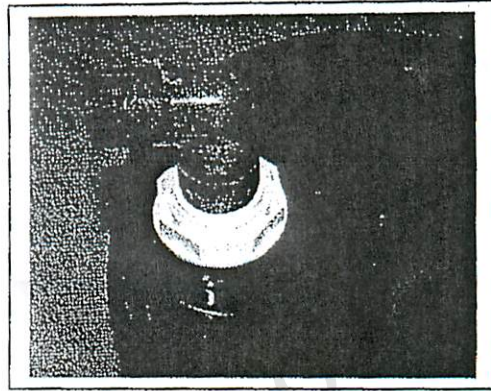
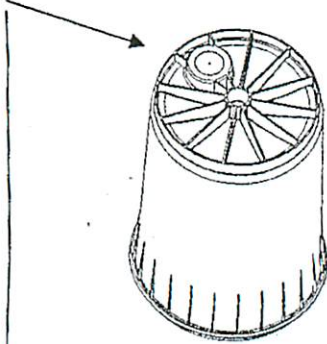
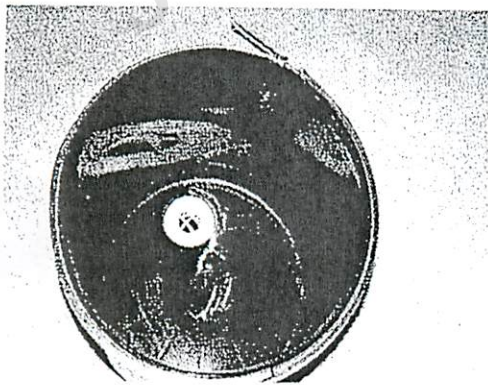


PRESSURIZED FILTER BOTTOM DRAIN INSTRUCTION



- 1) DRILL A 2-1/2 DIA HOLE IN THE BOTTOM OF THE DRUM. THERE IS A RECESS THAT WILL HELP YOU.
- 2) INSERT THE FITTING ON THE INSIDE OF THE DRUM WITH THE RUBBER GASKETS FACING THE INSIDE AND OUTSIDE THE DRUM.
- 3) SCREW ON THE HEX NUT FROM THE BOTTOM OF THE DRUM UNTIL SNUG.
- 4) SCREW ON THE SCREEN FITTING FROM THE INSIDE OF THE DRUM.
- 5) USING PIPE THREAD TAPE INSTALL THE ELBOW FITTING. THE FITTING SUPPLIED IS FOR 1-1/2" FLEX TUBING.



LOOKING FROM INSIDE