

# STUD TYPE JUNCTION BLOCKS

## SPECIFICATIONS

**Applications:** Heavy-duty ground or power connection points in AC or DC circuits. Feed-thru or stand alone mount options available for transformers, communication and computer power sections along with various vehicle electrical systems.

**Mounting Torque Rating:** 48in-lb (5.4Nm) max.

## FEATURES

Modular design offers design and manufacturing flexibility.

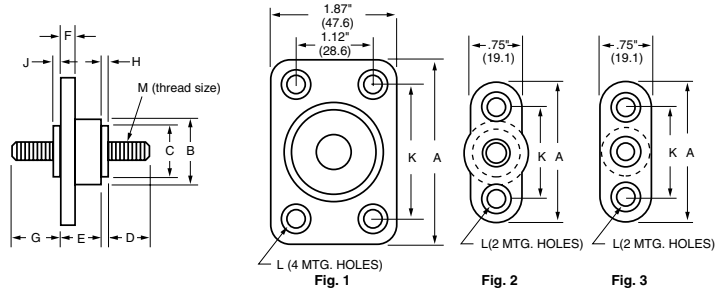
## Suggested Max. Termination Ratings:

Thread/Stud Size	Amperages
#10	50 amps
#1/4 & M6	100 amps
#5/16	200 amps
#3/8	250 amps
#1/2	400 amps



(Dims. shown are for reference only. Consult factory for latest prints)

## DIMENSIONS



Part	Fig.	A	B	C	D	E	F	G	H	J	K	L	M	Max. Torque (in-lb)	Material	Color
C1925*	1	2.75 (69.8)	1.5 (38.1)	1.25 (31.7)	1.25 (31.7)	1.12 (28.6)	.37 (9.5)	1.12 (28.6)	.19 (4.8)	.19 (4.8)	2.0 (50.8)	.22 dia. w/.44 dia. C'bore x .16 deep	1/2-13	300	Thermoplastic / Zinc plated Brass	Red
C1925B*	1	2.75 (69.8)	1.5 (38.1)	1.25 (31.7)	1.25 (31.7)	1.12 (28.6)	.37 (9.5)	1.12 (28.6)	.19 (4.8)	.19 (4.8)	2.0 (50.8)	.22 dia. w/.44 dia. C'bore x .16 deep	1/2-13	300	Thermoplastic / Zinc plated Brass	Black
C1925-1*	1	2.75 (69.8)	1.5 (38.1)	1.25 (31.7)	1.25 (31.7)	1.12 (28.6)	.37 (9.5)	1.12 (28.6)	.19 (4.8)	.19 (4.8)	2.0 (50.8)	.22 dia. w/.44 dia. C'bore x .16 deep	1/2-13	300	Thermoplastic / Tin plated Brass	Red
C1925-1B*	1	2.75 (69.8)	1.5 (38.1)	1.25 (31.7)	1.25 (31.7)	1.12 (28.6)	.37 (9.5)	1.12 (28.6)	.19 (4.8)	.19 (4.8)	2.0 (50.8)	.22 dia. w/.44 dia. C'bore x .16 deep	1/2-13	300	Thermoplastic / Tin plated Brass	Black
C1925-2*	1	2.75 (69.8)	1.5 (38.1)	1.25 (31.7)	1.25 (31.7)	1.12 (28.6)	.37 (9.5)	1.12 (28.6)	.19 (4.8)	.19 (4.8)	2.0 (50.8)	.22 dia. w/.44 dia. C'bore x .16 deep	3/8-16	150	Thermoplastic / Tin plated Brass	Red
C1925-2B*	1	2.75 (69.8)	1.5 (38.1)	1.25 (31.7)	1.25 (31.7)	1.12 (28.6)	.37 (9.5)	1.12 (28.6)	.19 (4.8)	.19 (4.8)	2.0 (50.8)	.22 dia. w/.44 dia. C'bore x .16 deep	3/8-16	150	Thermoplastic / Tin plated Brass	Black
C1933	1	2.75 (69.8)	1.44 (36.6)	1.25 (31.7)	1.5 (38.1)	1.12 (28.6)	.37 (9.5)	None	.19 (4.8)	None	2.0 (50.8)	.22 dia.	1/2-13	300	Thermoplastic / Zinc plated Brass	Black
C1933-1	1	2.75 (69.8)	1.44 (36.6)	1.25 (31.7)	1.5 (38.1)	1.12 (28.6)	.37 (9.5)	None	.19 (4.8)	None	2.0 (50.8)	.22 dia.	5/16-18	75	Thermoplastic / Zinc plated Brass	Black
C1938*	2	2.06 (52.4)	.94 (23.8)	.69 (17.5)	.87 (22.2)	.69 (17.5)	.31 (7.9)	.94 (23.8)	.06 (1.6)	.06 (1.6)	1.31 (33.3)	.22 dia. w/.41 dia. C'bore x .14 deep	3/8-16	150	Thermoplastic / Zinc plated Brass	Black
C1938R*	2	2.06 (52.4)	.94 (23.8)	.69 (17.5)	.87 (22.2)	.69 (17.5)	.31 (7.9)	.94 (23.8)	.06 (1.6)	.06 (1.6)	1.31 (33.3)	.22 dia. w/.41 dia. C'bore x .14 deep	3/8-16	150	Thermoplastic / Zinc plated Brass	Red
C1938-1*	2	2.06 (52.4)	.94 (23.8)	.69 (17.5)	.87 (22.2)	.69 (17.5)	.31 (7.9)	.94 (23.8)	.06 (1.6)	.06 (1.6)	1.31 (33.3)	.22 dia. w/.41 dia. C'bore x .14 deep	5/16-18	75	Thermoplastic / Tin plated Brass	Black
C1938-1R*	2	2.06 (52.4)	.94 (23.8)	.69 (17.5)	.87 (22.2)	.69 (17.5)	.31 (7.9)	.94 (23.8)	.06 (1.6)	.06 (1.6)	1.31 (33.3)	.22 dia. w/.41 dia. C'bore x .14 deep	5/16-18	75	Thermoplastic / Tin plated Brass	Red
C2791*	3	2.06 (52.4)	.69 (17.5)	.44 (11.2)	.62 (15.9)	.69 (17.5)	.31 (7.9)	.69 (17.5)	.06 (1.6)	.06 (1.6)	1.31 (33.3)	.22 dia. w/.41 dia. C'bore x .14 deep	1/4-20	30	Thermoplastic / Zinc plated Brass	Black
C2791-R*	3	2.06 (52.4)	.69 (17.5)	.44 (11.2)	.62 (15.9)	.69 (17.5)	.31 (7.9)	.69 (17.5)	.06 (1.6)	.06 (1.6)	1.31 (33.3)	.22 dia. w/.41 dia. C'bore x .14 deep	1/4-20	30	Thermoplastic / Zinc plated Brass	Red
C2909*	3	2.06 (52.4)	.69 (17.5)	.44 (11.2)	.62 (15.9)	1.0 (25.4)	.31 (7.9)	.69 (17.5)	.06 (1.6)	.06 (1.6)	1.31 (33.3)	.22 dia. w/.41 dia. C'bore x .14 deep	10-32	24	Thermoplastic / Zinc plated Brass	Black
C2909-1*	3	2.06 (52.4)	.69 (17.5)	.44 (11.2)	.62 (15.9)	1.0 (25.4)	.31 (7.9)	.69 (17.5)	.06 (1.6)	.06 (1.6)	1.31 (33.3)	.22 dia. w/.41 dia. C'bore x .14 deep	1/4-20	30	Thermoplastic / Zinc plated Brass	Black
C4044*	2	2.06 (52.4)	.87 (22.2)	.62 (15.9)	.62 (15.9)	1.12 (28.6)	.31 (7.9)	.94 (23.8)	.06 (1.6)	.06 (1.6)	1.31 (33.3)	.22 dia. w/.41 dia. C'bore x .14 deep	3/8-16	150	Thermoplastic / Zinc plated Brass	Black
C4044-1*	2	2.06 (52.4)	.87 (22.2)	.62 (15.9)	.62 (15.9)	1.12 (28.6)	.31 (7.9)	.94 (23.8)	.06 (1.6)	.06 (1.6)	1.31 (33.3)	.22 dia. w/.41 dia. C'bore x .14 deep	3/8-16	150	Thermoplastic / Tin plated Brass	Black
C4044-1R*	2	2.06 (52.4)	.87 (22.2)	.62 (15.9)	.62 (15.9)	1.12 (28.6)	.31 (7.9)	.94 (23.8)	.06 (1.6)	.06 (1.6)	1.31 (33.3)	.22 dia. w/.41 dia. C'bore x .14 deep	3/8-16	150	Thermoplastic / Tin plated Brass	Red
C5898*	2	2.06 (52.4)	.94 (23.8)	.69 (17.5)	.87 (22.2)	.69 (17.5)	.31 (7.9)	.94 (23.8)	.06 (1.6)	.06 (1.6)	1.31 (33.3)	.22 dia. w/.41 dia. C'bore x .14 deep	3/8-16	150	Thermoplastic / Zinc plated Brass	Red
C6344-2	2	2.06 (52.4)	.87 (22.2)	.62 (15.9)	.62 (15.9)	1.12 (28.6)	.31 (7.9)	None	.06 (1.6)	None	1.31 (33.3)	.22 dia. w/.41 dia. C'bore x .14 deep	1/2-20	150	Thermoplastic / Zinc plated Steel	Black
C7018*	3	2.06 (52.4)	.69 (17.5)	.44 (11.2)	.47 (11.9)	.69 (17.5)	.31 (7.9)	.53 (13.5)	.06 (1.6)	.06 (1.6)	1.31 (33.3)	.22 dia. w/.41 dia. C'bore x .14 deep	M6	55	Thermoplastic / Zinc plated Steel	Black
C7020*	2	2.06 (52.4)	.94 (23.8)	.69 (17.5)	.88 (22.2)	.69 (17.5)	.31 (8.0)	1.25 (31.8)	.06 (1.6)	.06 (1.6)	1.31 (33.3)	.22 dia. w/.41 dia. C'bore x .14 deep	3/8-16	150	Thermoplastic / Zinc plated Brass	Red
JB3816-2	2	2.12 (54.0)	.98 (24.9)	.62 (15.9)	.87 (22.2)	.69 (17.5)	.31 (7.9)	None	.06 (1.6)	None	1.37 (34.9)	.22 dia. w/.37 dia. C'bore x .14 deep	3/8-16	150	Thermoplastic / Zinc plated Steel	Black
JB3816-3	2	2.12 (54.0)	.98 (24.9)	.62 (15.9)	.87 (22.2)	.69 (17.5)	.31 (7.9)	None	.06 (1.6)	None	1.37 (34.9)	.22 dia. w/.37 dia. C'bore x .14 deep	3/8-16	150	Thermoplastic / Zinc plated Steel	Red

\*Feed-thru Options – Nuts & washers; consult factory.

# STUD TYPE JUNCTION BLOCKS (Non Feed-Thru)

## Series C4559 & C6083

### SPECIFICATIONS

**Rating:** 30A, 600V

**Temperature Rating:** 250°F (120°C)

**Materials:** Black thermoplastic with zinc-plated steel studs.

**Termination:** #10-24 threaded studs on .750" centers. Studs feature a "dog point" to guide nut onto thread.

**Torque Rating:** 25 in-lb (2.8Nm) max.

**Mounting Torque Rating:** 24in-lb (2.7Nm) max.

### OPTIONS

**Positions:** 2-16 positions available.

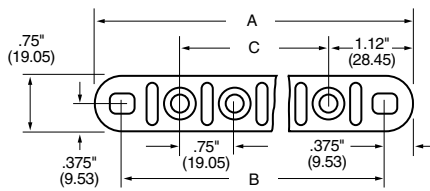
### FEATURES

Numbers and arrows molded on top of barriers indicate terminals.

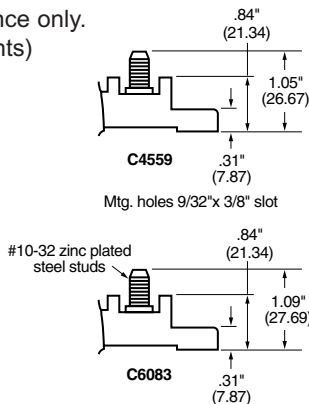
**Compliances:** UL/CSA; CE Certified.



**Dimensions** (Dims. shown are for reference only. Consult factory for latest prints)



Other series available with .750" centers:



(A,B,C Dimensions are the same as C4559)

Part No.	A	B	C
C4559-2	3.00 (76.2)	2.25 (57.1)	0.75 (19.0)
C4559-3	3.75 (95.2)	3.00 (76.2)	1.50 (38.1)
C4559-4	4.50 (114.3)	3.75 (95.2)	2.25 (57.1)
C4559-5	5.25 (133.3)	4.50 (114.3)	3.00 (76.2)
C4559-6	6.00 (152.4)	5.25 (133.3)	3.75 (95.2)
C4559-7	6.75 (171.4)	6.00 (152.4)	4.50 (114.3)
C4559-8	7.50 (190.5)	6.75 (171.4)	5.25 (133.3)
C4559-9	8.25 (209.5)	7.50 (190.5)	6.00 (152.4)
C4559-10	9.00 (228.6)	8.25 (209.5)	6.75 (171.4)
C4559-11	9.75 (247.6)	9.00 (228.6)	7.50 (190.5)
C4559-12	10.50 (266.7)	9.75 (247.6)	8.25 (209.5)
C4559-13	11.25 (285.7)	10.50 (266.7)	9.00 (228.6)
C4559-14	12.00 (308.4)	11.25 (285.7)	9.75 (247.6)
C4559-15	12.75 (323.8)	12.00 (308.4)	10.50 (266.7)
C4559-16	13.50 (342.9)	12.75 (323.8)	11.25 (285.7)

## Series C5237 & JB1032

### SPECIFICATIONS

**Rating:** UL: 30A, 300V; CSA: 30A, 600V.

**Temperature Rating:** 250°F (120°C)

**Materials:** Black thermoplastic with brass studs.

**Termination:** #10-32 threaded studs on .625" centers. Studs feature a "dog point" to guide nut onto thread.

**Torque Rating:** 25 in-lb (2.8Nm) max.

**Mounting Torque Rating:** 24in-lb (2.7Nm) max.


### OPTIONS

**Positions:** 1-15 positions available.

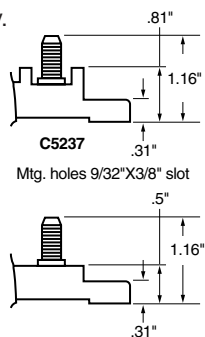
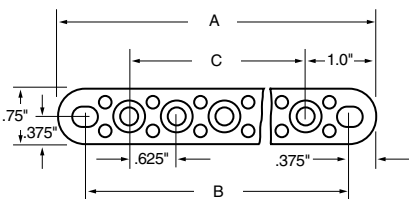
### FEATURES

Numbers and arrows molded on top of barriers indicate terminals.

**Compliances:** UL/CSA; CE Certified.



**Dimensions** (Dims. shown are for reference only. Consult factory for latest prints)



JB1032-120-XX  
(No bosses between studs)  
(A,B,C Dimensions are the same as C5237)

Part No.	A	B	C
C5237-1	2.00 (50.8)	1.25 (31.7)	-
C5237-2	2.62 (66.7)	1.87 (47.5)	.625 (15.9)
C5237-3	3.25 (82.5)	2.50 (63.4)	1.25 (31.7)
C5237-4	3.87 (98.4)	3.12 (79.4)	1.87 (47.5)
C5237-5	4.50 (114.3)	3.75 (95.2)	2.50 (63.4)
C5237-6	5.12 (130.8)	4.37 (111.1)	3.12 (79.4)
C5237-7	5.75 (146.0)	5.00 (127.0)	3.75 (95.2)
C5237-8	6.37 (161.9)	5.62 (142.9)	4.37 (111.1)
C5237-9	7.00 (177.8)	6.25 (158.7)	5.00 (127.0)
C5237-10	7.62 (193.7)	6.87 (174.6)	5.62 (142.9)
C5237-11	8.25 (209.5)	7.50 (190.5)	6.25 (158.7)
C5237-12	8.87 (225.4)	8.12 (206.4)	6.87 (174.6)
C5237-13	9.50 (241.3)	8.75 (222.2)	7.50 (190.5)
C5237-14	10.12 (257.2)	9.37 (238.1)	8.12 (206.4)
C5237-15	10.75 (273.0)	10.00 (254.0)	8.75 (222.2)