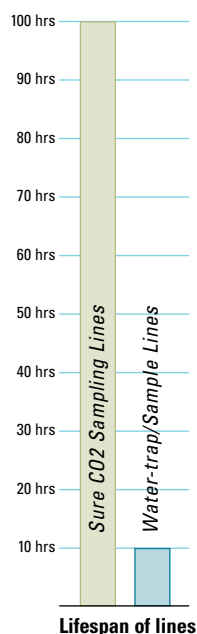


Sure CO₂[™] All-In-One Sidestream Sampling System For Welch Allyn Atlas[™] Monitors

Making Sidestream CO₂ Monitoring—and Your Choice of Systems—a Lot Clearer

Now you can provide reliable and cost-efficient CO₂ monitoring for both intubated and non-intubated patients with Welch Allyn's new Sure CO₂ sidestream sampling lines. This innovative system provides affordable and accurate sidestream EtCO₂ measurements, even in high-moisture environments.



Value and Accuracy

- Costs less than conventional water-trap and sampling line/cannula combinations
- Exceptional accuracy and clearer waveforms, especially at higher respiratory rates
- Longer life than conventional water-trap systems — up to 10 times longer


In laboratory tests, Sure CO₂ Sampling Lines lasted up to ten times longer than older water-trap sample line systems in high-humidity applications.*

*Data on file.

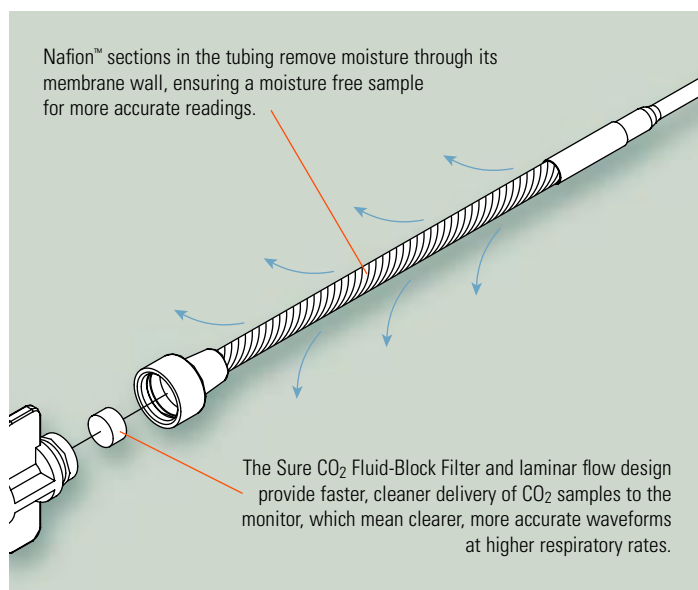


ATLAS[™]

Sure CO₂ Lines are designed to be compatible with all Welch Allyn Atlas monitors configured with EtCO₂.



EtCO₂ Nasal Sampling Line
6200-126



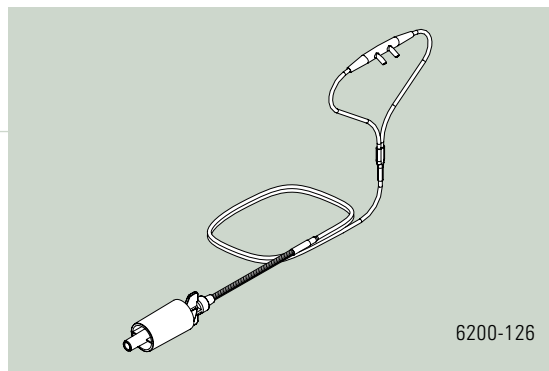
WelchAllyn[®]

Advancing Frontline Care[™]

Sure CO₂™ Dryer/Sampling Lines—Atlas

EtCO₂ Nasal Sampling Lines

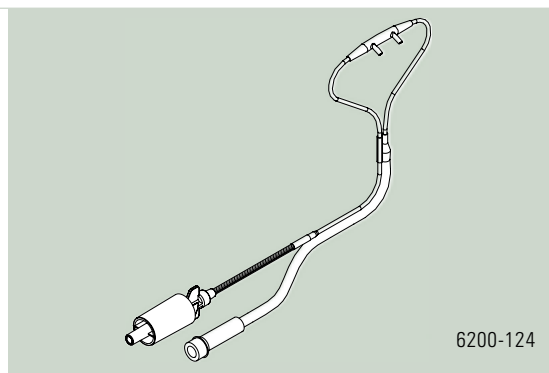
| | |
|--|----------|
| Adult EtCO ₂ Nasal Sampling Line (Soft) | 6200-126 |
| Pediatric EtCO ₂ Nasal Sampling Line (Soft) | 6200-127 |



O₂ Delivery/EtCO₂ Nasal Cannula Sampling Lines

Well-suited for emergency, transport and sub-acute applications when O₂ delivery and CO₂ sampling is desired.

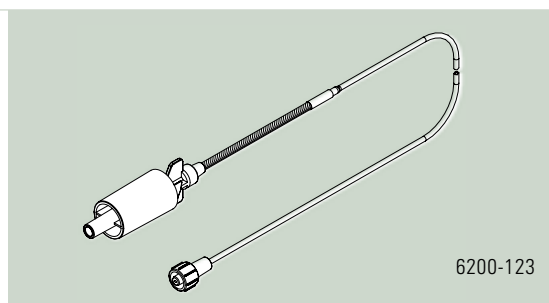
| | |
|--|----------|
| Adult O ₂ Delivery/EtCO ₂ Sampling Line (Soft) | 6200-124 |
| Adult O ₂ Delivery/EtCO ₂ Sampling Line (Molded) | 6200-125 |
| Pediatric O ₂ Delivery/EtCO ₂ Nasal Sampling Line (Soft) | 6200-128 |



Low Humidity EtCO₂ Dryer/Sampling Lines

Designed for use on intubated patients.

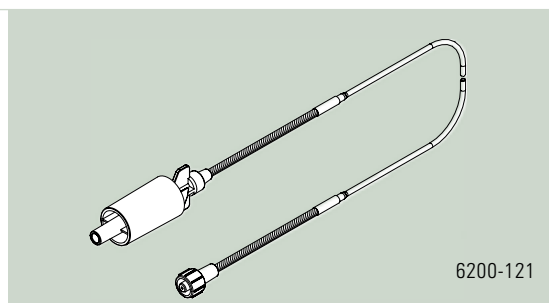
| | |
|--|----------|
| EtCO ₂ Dryer Sampling Line (LH) for Low Humidity Circuits | 6200-123 |
| EtCO ₂ Dryer Sampling Line (LH) with Tee | 6200-122 |



High Humidity EtCO₂ Dryer/Sampling Lines

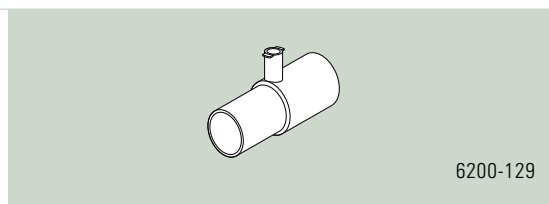
Ideal for long-term use on intubated patients, in conjunction with mechanical ventilators when heated humidified gas is delivered. Provides up to 100 hours of use.

| | |
|--|----------|
| High Humidity Dryer Sampling Line | 6200-121 |
| High Humidity Dryer Sampling Line with Tee | 6200-120 |



Sampling Tees

| | |
|--|----------|
| Adult/Pediatric Tee with Sampling Port | 6200-129 |
|--|----------|



WelchAllyn®

Advancing Frontline Care™