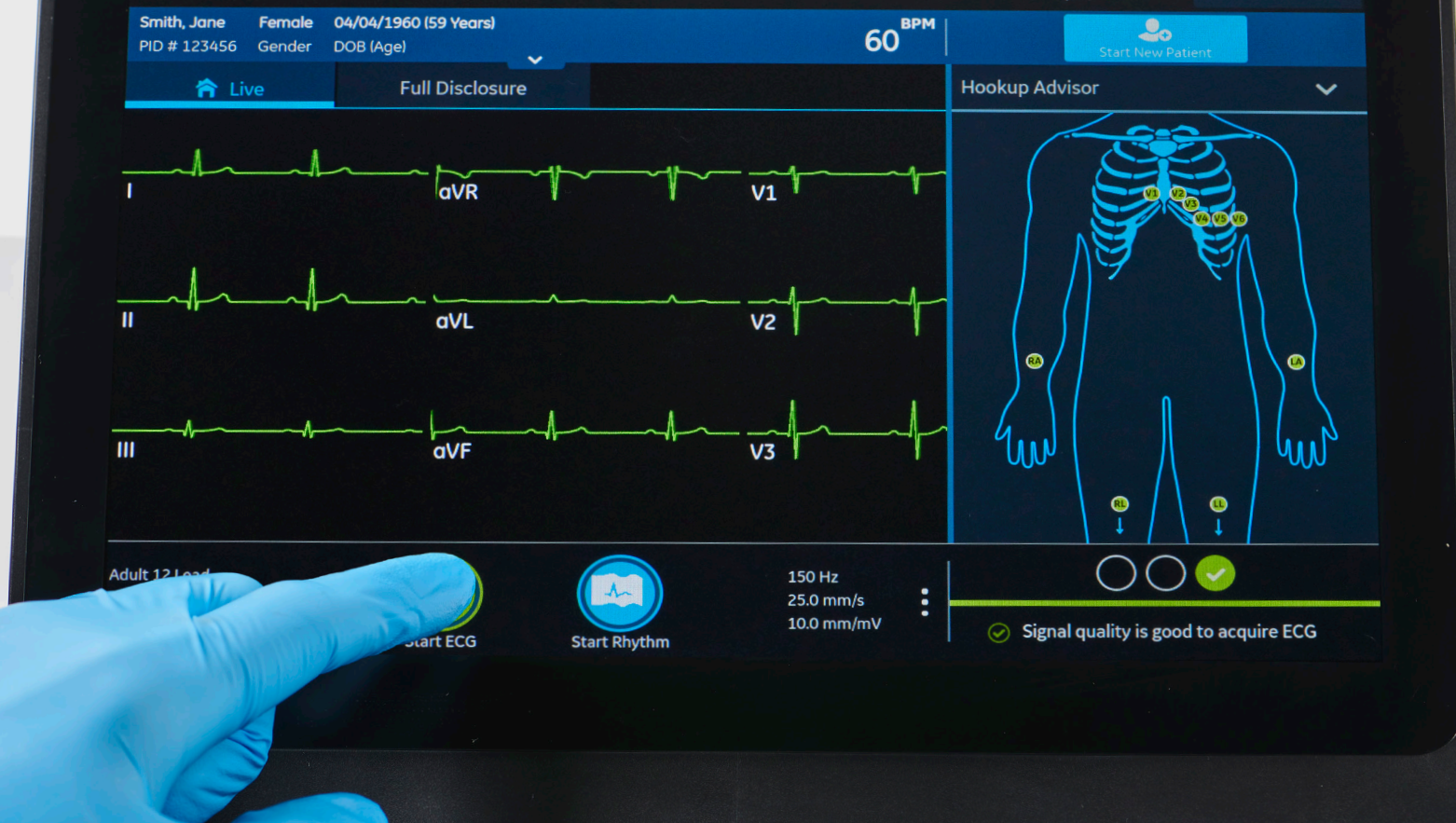




MAC 7

Accelerate quality ECGs with every touch

Intuitive. Connected. Secure.



Fast, quality ECG at your fingertips

Physicians rely on ECGs for timely and accurate cardiac decision-making. So how do you ensure they receive high-quality waveforms fast? Meet GE Healthcare's MAC™ 7 resting ECG system. It is sophisticated yet accessible, with an intuitive touchscreen interface that enables users of all backgrounds to acquire quality ECGs in just a few touches.

In addition, MAC 7 helps overcome common ECG challenges like system compatibility and privacy. Its reliable connectivity and seamless integration help propel ECGs through your workflow, while advanced security features protect patient data and your network.

MAC 7 is intuitive, connected and secure, putting GE Healthcare's trusted ECG acquisition technology at the user's fingertips. With every touch, you elevate efficiency and accelerate quality ECG.

Tap into a more efficient workflow



Acquiring quality ECGs fast so physicians can diagnose with speed and confidence is a top priority. That's why every aspect of MAC 7 is designed to maximize workflow efficiency for today's cardiac care.




This begins with MAC 7's intuitive touchscreen interface. In an observational study, participants were able to complete the same set of ECG tasks in 31% fewer steps compared to other devices¹. In the same study, 85% of users agreed that the interface is easy to learn, requiring only minimal training.



To further facilitate quality acquisition, MAC 7 gives users access to a number of advanced features like:

- Enhanced Hookup Advisor™ – guides even the newest user to a clean, high-quality waveform
- Auto-ECG algorithm – immediately captures and displays the first clean, high-quality ECG
- Marquette 12SL™ – consistently refined and improved since its introduction in 1980, this analysis program provides the best possible decision support consistent with industry standards and guidelines
- Advanced algorithms – helps users handle more complex patient cases, by giving users access to algorithms like Critical Values and Acute Coronary Syndrome Analysis
- Full disclosure – displays the past five minutes of ECG data and allows users to create ten-second ECG reports*

*Feature not available in all regions



Finally, because clinical spaces can be tight and following safety guidelines is essential, MAC 7 is designed for optimal mobility and hygienics. It's compact and easy to maneuver, plus its smooth surface and screen can be quickly cleaned to help meet your infection control standards.



ECG



CVIS/
EMR



ECG
Professional




Read and
Confirm



Get in touch

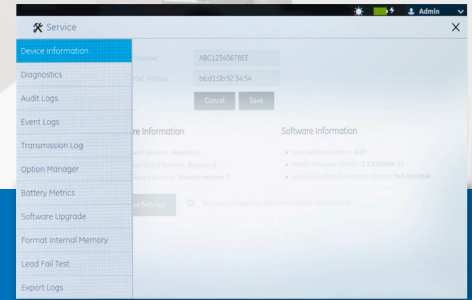


In a highly digital world, easy and reliable network connectivity is a critical piece of a successful clinical workflow. As it relates to ECG, when clinicians can count on connectivity, it boosts confidence throughout your cardiology department.



Stay in touch

MAC 7 features bidirectional communication with MUSE™, the EMR and other cardiology systems* in multiple data formats, via DICOM Gateway, PDF or XML. As a result, your ADT, patient data, orders and test results can transfer effortlessly – all to support a seamless ECG workflow and comprehensive patient record.

*May require a EMR or DICOM gateway



Keep information in the right hands

Naturally, with today's hyperconnected data environment, you worry about patient privacy and data protection. GE Healthcare and our new ECG security architecture included on the MAC 7 are here to bring you peace of mind.

E-deliverable security software updates are included with every MAC 7 purchase, allowing you to maintain total control over the update process.