

Newman Medical

Employee Owned & Operated

simple ABI[™] with CUFF:LINK[™]



Auto cuff select

Auto Inflate

Auto Calculate

SIMPLE | INTUITIVE | EFFECTIVE

Reimbursable systems for the Diagnosis of PAD
Automated systems for single level, multi-level, and stress testing



***Automated cuff
selection makes
testing quick
and efficient***

ABI AND VASCULAR TESTING MADE SIMPLE

simpleABI Systems from Newman Medical make ABI and vascular testing simple and accurate. With the familiar and straightforward user interface of a PC coupled with the new automation of the simpleABI with Cuff Link, accurate testing and reporting is faster and easier than ever before. Pressures are taken with a sensitive Doppler – the required “gold standard” for vascular diagnosis.

simpleABI with Cuff Link – simple, intuitive, effective.

With the simpleABI system you are lead through the exam by observing the report coming together on the screen – no need for memorization of complex menus or protocols. The new Cuff Link automates the selection of the cuffs one at a time to reduce errors and with the push of a remote button will automatically inflate and deflate the cuff. Another push captures the pressures or waveforms and the system automatically and correctly calculates the indices for interpretation and moves on to the next location. Diagnostic PVR waveforms are easy to obtain and provide additional diagnostic information.

KEY FEATURES

Cuff-Link™ Automatic cuff selector – Easy & Efficient workflow

With the Cuff Link™ automated cuff selector, single level or multi level exams proceed quickly to completion. No moving cuffs or tubing during standard exams, help your staff improve efficiency of vascular testing. Color coded connectors aid staff in tubing connection and clarity.

Single level, multi-level, or stress – choose the system to meets your needs

simpleABI systems have you covered from single level testing to multilevel testing to vascular stress testing. Whatever arterial testing you want, simpleABI systems have a solution.

Computer based –Connected, future proof, mobile

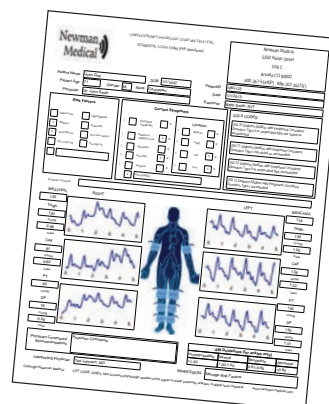
Medicine is changing and the simpleABI systems are able to change with it. Being software based allows simpleABI systems to easily be updated to changes such as ICD codes or LCD requirements – IN YOUR OFFICE. Don't get caught with outdated equipment that sits in the corner.

Single Practice –Multiple Practice –Hospital Systems

simpleABI systems are inherently connected since they are PC based. Perform exams in a single office or across multiple offices. Put single level systems in referring practices and view, interpret, edit at specialist offices. Place simpleABI systems in a hospital setting to diagnose, capture, and treat those with PAD. simpleABI systems are easily transportable for mobile settings with an available compartmentalized carry bag.



'Six button simplicity!' simpleABI with Cuff-Link remote



***Segmental
Exam from
ABI-500CL***

***It's Good
Medicine
Diagnosing PAD
is good medicine***

simpleABI[™]
with CUFF:LINK[™]

PAD IS A SERIOUS, UNDER DIAGNOSED, AND UNDER TREATED DISEASE

8-12 million people in the U.S. are affected each year by PAD

Consider the following health issues associated with PAD:

- 3x increased risk of mortality
- 6x increase of mortality from heart attack, stroke
- Serious decline in quality of life, risk of amputation

In the next five years, one in four of your patients with PAD will suffer a heart attack, stroke, amputation, or death. Increased office diagnosis of PAD using the ABI can be expected to improve clinical outcomes and may lead to decreasing rates of stroke and cardiovascular mortality.



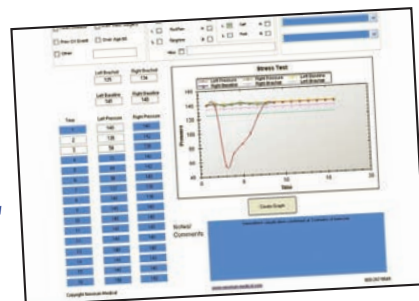
AUTOMATED STRESS SYSTEM – ABI 600CL
AUTO CUFF SELECT, AUTO INFLATE, AUTO CALCULATE

PAD AFFECTS YOUR PATIENT POPULATION

Consider how many of your patients have at least one of these risk factors:

- Age 65 or older
- Age 50 to 64 and smoking or diabetes history
- Age less than 50 with diabetes and one other atherosclerosis risk factor such as smoking, hyperlipidemia, hypertension.
- Leg pain symptoms with exertion or ischemic rest pain
- Abnormal lower extremity pulse examination
- Known atherosclerotic coronary, carotid, or renal arterial disease.

**Stress
Exam
from
ABI-600CL**



REDUCE OVERALL HEALTHCARE COSTS IN YOUR ORGANIZATION

Studies suggest that it can be cost effective to provide primary care offices with diagnostic systems for PAD testing, thus increasing revenues and improving patient care simultaneously. In return for the use of the simpleABI systems, offices provide information/referrals to the organizations if further evaluation or intervention is required. simpleABI diagnostic and screening systems are significantly less expensive than previous products, making it feasible for many more practices to test for PAD. We provide not only the products you and your referring practices need, but also training, educational materials, and marketing suggestions to bring more of the at risk patients into your system and increase referrals.

CPT CODE*	AVERAGE REIMBURSEMENT (2013)	TEST	RESULTS	APPROPRIATE SIMPLE ABI SYSTEMS
93922	\$104	Bilateral single level ABI + Waveforms	Determine if PAD is present	300, 400CL, 500CL, 600CL
93923	\$162	Segmental – 3 or more levels	Locate region of occlusion	500CL, 600CL
93924	\$203	ABI Stress –ABI and waveforms at rest and after treadmill stress testing	Used when resting ABI is equivocal	600CL

*Current Procedural Terminology (CPT®) copyright 2013 American Medical Association. All Rights Reserved. CPT is a registered trademark of the American Medical Association.

simpleABI™ with CUFF-LINK™

Reimbursable Vascular Systems

FOR ANY BUDGET...
FOR ANY TESTING PROTOCOL...

ABI-600CL – 93922, 93923, 93924

AUTOMATED SYSTEM FOR ABI, TBI, SEGMENTAL, & STRESS STUDIES


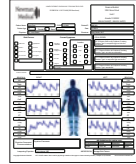
An advanced automated system for single level, multi level, & stress vascular studies.

- Cuff Link™ 8 (8 port automated cuff selector, inflator, & PVR)
- simpleABI 600CL Reporting Software
- Sensitive 8MHz Doppler
- PPG Probe
- 9 cuffs (4 10cm; 4 12cm; 1 1.9cm)
- Six button remote control

Single
Level
Exams



Multi
Level
Exams




ABI-500CL – 93922 & 93923

AUTOMATED SYSTEM FOR ABI, TBI, & SEGMENTAL STUDIES

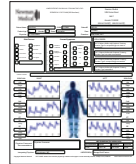
An advanced automated system for single & multi level vascular studies.

- Cuff Link™ 8 (8 port automated cuff selector, inflator, & PVR)
- simpleABI 500CL Reporting software
- Sensitive 8MHz Doppler
- PPG Probe
- 9 cuffs (4 10cm; 4 12cm; 1 1.9cm)
- Six button remote control

Single
Level
Exams



Multi
Level
Exams



ABI-400CL – 93922

AUTOMATED SYSTEM FOR BASIC ABI & TBI STUDIES

An advanced automated system for single level examinations.

- Cuff Link™ 4 (4 port automated cuff selector, inflator, & PVR)
- simpleABI 400CL Reporting Software
- Sensitive 8MHz Doppler
- PPG Probe
- 5 cuffs (2 10cm; 2 12cm; 1 1.9cm)
- Six button remote control

Single
Level
Exams




ABI-300 – 93922

MANUAL SYSTEM FOR BASIC ABI STUDIES (TBI OPTIONAL*)

A manual, PC-based system for single level examinations.

- simpleABI 300CL Reporting Software
- Sensitive 8MHz Doppler
- PVR waveforms
- 4 cuffs (2 10cm; 2 12cm)
- Manual cuff inflator
- Add PPG probe (DPPG) and toe cuff (CUFF-120) to perform TBI Exams

Single
Level
Exams



DD-PAD – NON-REIMBURSABLE SCREENING SYSTEM FOR PAD

DD-PAD

The DD PAD is an effective way to screen for PAD in any office setting.

- Sensitive 8MHz Doppler
- PPG Probe
- 3 cuffs (1 10cm; 1 12cm; 1 1.9cm)
- Manual Cuff Inflator
- Carry Bag
- Roll stand with basket
- Powerplate - push button cuff inflator

SIMPLEABI OR DD-PAD OPTIONS

Newman Medical offers additional options for your equipment

- PPG Probe
- 12cm long cuffs
- 17cm contoured thigh cuffs
- Mobile Carry Bag
- Netbook computer
- Roll stand with basket
- Powerplate - push button cuff inflator

800-267-5549 | info@newman-medical.com