

# REVO

## SETUP SHEET

FOR REVO 2.5R & 3.3 MODELS

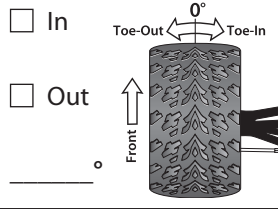
Driver: \_\_\_\_\_  
 Date: \_\_\_\_\_ Air Temp: \_\_\_\_\_  
 Event: \_\_\_\_\_  
 Track / City: \_\_\_\_\_  
 Qual. / Finish: \_\_\_\_\_

### TRACK CONDITIONS


Surface: ☐ Smooth ☐ Med. ☐ Rough  
 Traction: ☐ High ☐ Med. ☐ Low  
 Size: ☐ Tight ☐ Med. ☐ Open  
 Watered: ☐ Yes ☐ No

### FRONT SUSPENSION

#### TOE ANGLE



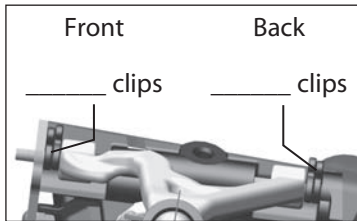
#### CAMBER



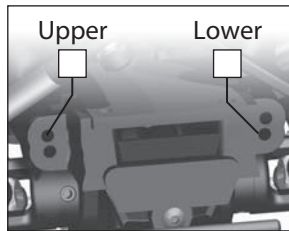
#### ROCKERS

- ☐ Progressive-1 (P1)  
☐ Progressive-2 (P2)  
☐ Progressive-3 (P3)  
☐ Long Travel (LT)

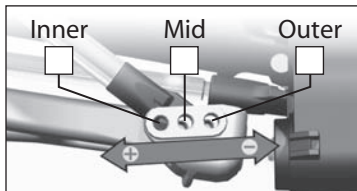
#### CASTER



#### ROLL CENTER



#### PUSHROD LOCATION



RIDE HEIGHT \_\_\_\_\_

#### BUMP STEER



### FRONT SHOCKS

Springs (Color) \_\_\_\_\_ Length \_\_\_\_\_ mm  
 (END TO END)  
 Oil \_\_\_\_\_ wt  
 Piston 1 Piston 2 Piston 3

### DIFFERENTIAL OIL

FR: \_\_\_\_\_ wt CTR: ☐ Solid ☐ Diff \_\_\_\_\_ wt RR: \_\_\_\_\_ wt

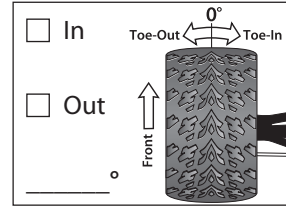
### TRANSMISSION / CLUTCH

Spur Gear \_\_\_\_\_ T Clutch Bell \_\_\_\_\_ T Clutch Shoe \_\_\_\_\_  
 2nd Gear Set: ☐ 39T Standard ☐ 40T Close ☐ 38T Wide  
 Forward Only Conversion: ☐ Yes ☐ Alum. ☐ Steel ☐ No  
 Center Diff: ☐ Yes ☐ No Slipper: ☐ Soft ☐ Medium ☐ Firm

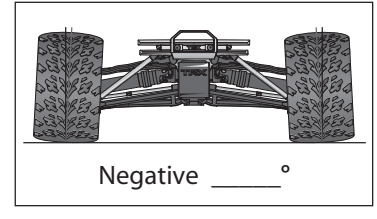
### CAR / TRACK COMMENTS

### REAR SUSPENSION

#### TOE ANGLE



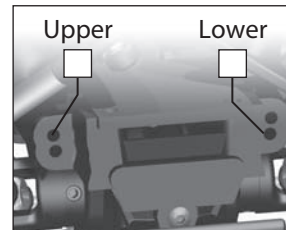
#### CAMBER



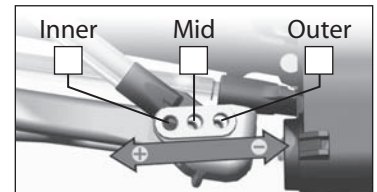
#### ROCKERS

- ☐ Progressive-1 (P1) ☐ Progressive-2 (P2)  
☐ Progressive-3 (P3) ☐ Long Travel (LT)

#### ROLL CENTER



#### PUSHROD LOCATION



RIDE HEIGHT \_\_\_\_\_

#### REACTIVE TOE ANGLE



### REAR SHOCKS

Springs (Color) \_\_\_\_\_ Length \_\_\_\_\_ mm  
 (END TO END)  
 Oil \_\_\_\_\_ wt  
 Piston 1 Piston 2 Piston 3

### DIMENSIONS / BALANCE

Wheelbase \_\_\_\_\_ in. Chassis: ☐ Stock ☐ Extended \_\_\_\_\_ mm  
 Rear Suspension Arms: ☐ Stock ☐ Adjustable + \_\_\_\_\_ mm  
 Track Width: Front \_\_\_\_\_ inches Rear \_\_\_\_\_ inches  
 Weight Bias: Front \_\_\_\_\_ % Rear \_\_\_\_\_ % Weight: \_\_\_\_\_ lbs.  
 (READY-TO-RACE® WITH FUEL)

### ENGINE / EXHAUST

Engine Type \_\_\_\_\_  
 Head Shim: ☐ Stock ☐ Other \_\_\_\_\_ Plug \_\_\_\_\_  
 Pipe \_\_\_\_\_ Fuel \_\_\_\_\_ Starter \_\_\_\_\_  
 Mod Notes \_\_\_\_\_

### BRAKES

Front Disc: ☐ Stock ☐ Vented  
 Rear Brake: ☐ No ☐ Yes - BRAKE BIAS - Front \_\_\_\_\_ % Rear \_\_\_\_\_ %

### TIRES / WHEELS

Type \_\_\_\_\_  
 Insert \_\_\_\_\_  
 Wheel \_\_\_\_\_

### BODY

Type \_\_\_\_\_  
  
 1100 Klein Rd, Plano, TX 75074  
 1-888-TRAXXAS, www.Traxxas.com  
 060808