



SETUP SHEET

Driver: _____
 Date: _____ Air Temp: _____
 Event: _____
 Track / City: _____
 Qual. / Finish: _____

TRACK CONDITIONS			
Surface	<input type="checkbox"/> Smooth	<input type="checkbox"/> Med.	<input type="checkbox"/> Rough
Traction:	<input type="checkbox"/> High	<input type="checkbox"/> Med.	<input type="checkbox"/> Low
Size:	<input type="checkbox"/> Tight	<input type="checkbox"/> Med.	<input type="checkbox"/> Open
Watered:	<input type="checkbox"/> Yes	<input type="checkbox"/> No	

FRONT SUSPENSION

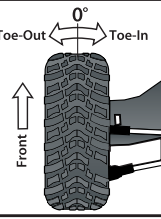
TOE ANGLE

In Out

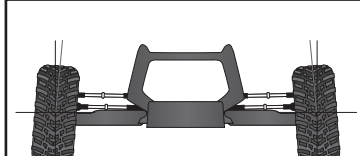
0°
 Toe-Out ← → Toe-In

Front ↑

_____°




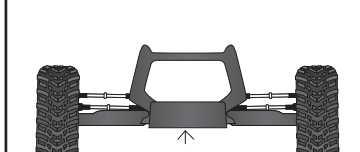
CAMBER



Negative _____°

SHOCK POSITION

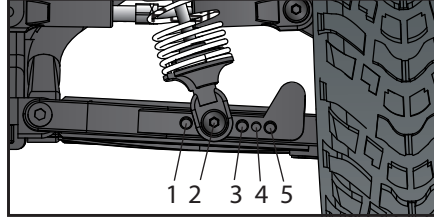
In Out

RIDE HEIGHT _____

REAR SUSPENSION

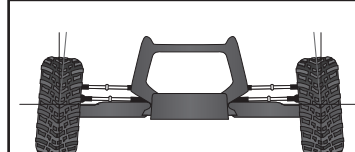
SHOCK POSITION



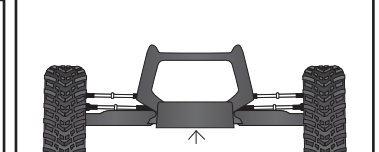
1 2 3 4 5

Position 1
 Position 2
 Position 3
 Position 4
 Position 5

CAMBER



Negative _____°



RIDE HEIGHT _____

FRONT SHOCKS

Springs (Color) _____ Length _____ mm
(END TO END)

Oil _____ wt

Piston: 1-hole Piston: 2-hole Piston: 3-hole

REAR SHOCKS

Springs (Color) _____ Length _____ mm
(END TO END)

Oil _____ wt

Piston: 1-hole Piston: 2-hole Piston: 3-hole

WEIGHT / BALANCE

Weight Bias: Front _____ % Rear _____ % Weight: _____ lbs.

Battery Placement

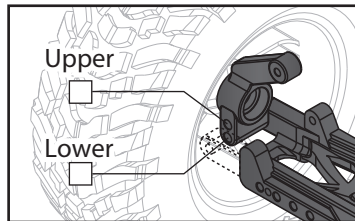
Front Rear



ROLL CENTER

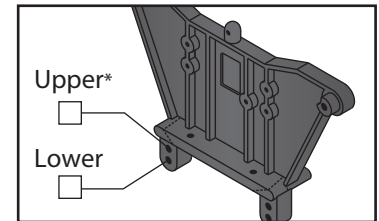
Hub Carrier

Upper
 Lower



Shock Tower

Upper*
 Lower



*requires shock tower trim at dotted line

WHEELS / TIRES

Front

Rear

Tire Type _____ Tire Type _____

Insert _____ Insert _____

Wheel _____ Wheel _____

MOTOR / DRIVETRAIN

Motor _____ Pinion _____

Battery _____ Spur _____

ESC _____ Slipper _____

Rear Differential _____

Driveshafts _____

CAR / TRACK COMMENTS

BODY

Type _____



1100 Klein Rd, Plano, TX 75074
 1-888-TRAXXAS, www.Traxxas.com
 090708 KC1225