

Visit [Gun Dog Supply.com](http://GunDogSupply.com)
Order Wysiwash Products



WYSIWASH®

The Ultimate Cleaning Solution

Owner's Manual



Turning Water Into Magic

www.wysiwash.com

	<p style="text-align: center;">⚠ WARNING</p> <p>Avoid contact and inhalation. Read and understand ALL warnings and instructions on the label.</p> <ul style="list-style-type: none"> • Use in well-ventilated area. • Do NOT mix with products that contain ammonia. • Follow all instructions on Wysiwash Jacketed Caplet packaging. • Handle Wysiwash Jacketed Caplets by the plastic jacket only. • Use only approved Wysiwash Jacketed Caplets; any other chemicals may cause great bodily harm. • Do NOT allow humans or animals to ingest Wysiwash solution. • Keep away from children. • Disconnect from hose and drain unit after each use. • Call the Wysiwash Hotline with any questions or concerns: 866-627-6284 	 <p style="text-align: center;">WYSIWASH® The Ultimate Cleaning Solution</p> <p style="text-align: center;">www.wysiwash.com</p>
--	--	--

Dear WYSIWASH® Sanitizer Owner:

Congratulations! You have just purchased a very durable, economical and environmentally sound cleaning system.

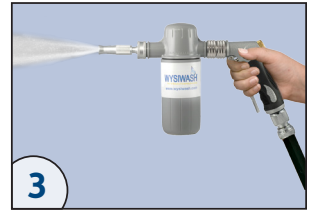

WYSIWASH® U.S. Patent #5,441,073 is not just a hose-end sprayer. Your WYSIWASH® Sanitizer is a precisely calibrated sanitizing and disinfecting instrument.

The Wysiwash Jacketed Caplet is a highly compressed calcium hypochlorite product. The hydro-injection system uniformly erodes the caplet into a mixing chamber. The concentrate is then mixed with the stream of water leaving your hose. The Wysiwash system **DOES NOT** require rinsing after applying the product.


Using WYSIWASH (a calcium hypochlorite solution), rather than sodium hypochlorite (liquid bleach), is the most effective and economical way to sanitize and disinfect.

Work Smarter...Not Harder!

Disinfection in 3 Simple Steps: Sanitizer



Disinfection in 3 Simple Steps: Sanitizer-V



Preparing to use your Wysiwash Sanitizer!

1. Place Wysiwash Jacketed Caplet in the Caplet Container. **DO NOT IN ANY SITUATION REMOVE PLASTIC JACKET FROM CAPLET.** The jacket is there to protect the operator from touching chlorine and is integral to operation of unit. Hand tighten Caplet Container to Hydro Body. Tighten until snug **ONLY!**
2. Connect the male end of the water hose to the Female Quick Connector.
3. Attach the WYSIWASH SANITIZER or SANITIZER-V into the Quick Connector.
4. Make sure all fittings are secure.
5. Turn water on at water source and check for leaks.
6. Squeeze the Flow Control Handle's Trigger located on the WYSIWASH SANITIZER and check for leaks.
For Sanitizer-V, open the Flow Control Valve and check for leaks.

PLEASE NOTE: the Flow Control Handle's Trigger is equipped with a Trigger Lock. Squeeze Trigger and point down to lock. Squeeze Trigger and point up to release.

Sanitizing with your Wysiwash Sanitizer

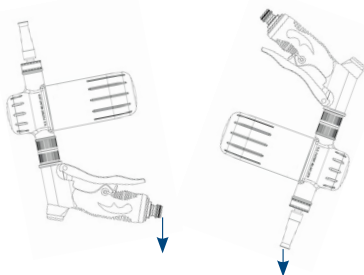
REMEMBER TO PICK UP SOLID BIO-MATTER AND THOROUGHLY CLEAN TARGET SURFACE BEFORE SANITIZING!

1. Make sure work area is well ventilated.
2. Begin to disinfect target area. It is not necessary to **OVERUSE** the solution.
3. After sanitizing is completed, turn off water spigot. **Disconnect Sanitizer from hose, allowing it to drain over a gutter/drain area, or mix with a gallon of water to make a disinfecting solution. Once disconnected from hose, the discharging solution is highly concentrated.** Avoid contact with skin or clothes.
4. Wash down area where Sanitizer was drained. Failing to do this may leave calcium deposits on the floor. Set the Sanitizer, properly drained, in a cool, dry storage area out of the reach of children.

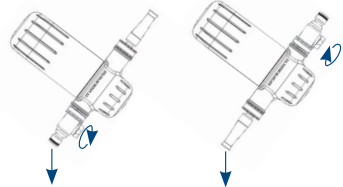
WHEN USING INDOORS, IF A STRONG CHLORINE ODOR DEVELOPS THAT CAUSES THE OPERATOR'S EYES, NOSE OR SKIN TO BECOME IRRITATED, CEASE OPERATION AND FLUSH CONTACT AREAS WITH WATER.

This can be caused by the following:

- a. Water pressure is too high
- b. Wysiwash Jacketed Caplet left in Sanitizer too long without draining causing caplet saturation
- c. Unapproved source of chlorine (caplet with different chemical composition)



NOTE: Squeeze Trigger on Flow Control Handle and then tilt the Wysiwash Sanitizer back (1) 90° then forward (2) 90° until completely drained.



NOTE: Fully open the Flow Control Valve and then tilt the Wysiwash Sanitizer-V back (1) 45° then forward (2) 45° until completely drained.

CAUTION: DRAIN AFTER EACH USE!

Key information

WATER SUPPLY

Water flowing through the Wysiwash Sanitizer will be chlorinated by the Wysiwash Jacketed Caplet. The exact amount of chlorine dispensed is influenced by the rate of flow, water pressure and the temperature of the water. It is strongly recommended that the water pressure inside the WYSIWASH Sanitizer not exceed 70 psi. Higher pressures may damage the Sanitizer. This includes water pressure surges (water hammer) that exceed 70 psi.

MAINTENANCE / PERIODIC CLEANING

Under normal circumstances minimal maintenance is necessary beyond the replacement of Wysiwash Jacketed Caplet. If calcification occurs it may be necessary to periodically clean the inside of the Sanitizer. Clean the inside of the Wysiwash Sanitizer with white vinegar when necessary. The entire Wysiwash Sanitizer can be soaked in a vinegar bath **NOTE: Remove Jacketed Caplet before vinegar bath.** Chlorine naturally precipitates contaminants in the water. Hydro Seal and Hose Washers may need to be replaced periodically. See parts list to replace.

STORAGE

Store Wysiwash Jacketed Caplets in a cool, dry, and well-ventilated area, away from heat or flame. **DO NOT** handle wet or partially used Wysiwash Jacketed Caplet. Rotate Wysiwash Jacketed Caplet stock to insure maximum potency. Only store in original Wysiwash Jacketed Caplet packaging.

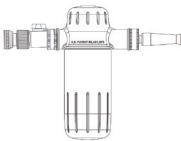
WYSIWASH WARRANTY

Wysiwash warrants this product against defects in materials or workmanship for a period of one year from date of purchase if used according to directions and is not damaged from neglect, misuse, or accident. If product is found to be defective, return product with proof of purchase to Wysiwash. Wysiwash will repair, replace, or refund the purchase price.

WYSIWASH assumes no responsibility for misuse, accidents or damage caused by the operator of a WYSIWASH Sanitizer.

WYSIWASH® is protected by U.S. Patent #5,441,073 for additional information, contact:: Toll Free Number: (866) 627-6284 Local: (850) 325-6284 Fax: (850) 325-6285 | Email: contactus@wysiwash.com

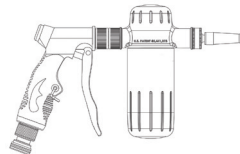
Differences between the Sanitizer and Sanitizer-V



Sanitizer-V's flow control valve has few moving internal parts for better durability.

Sanitizer-V is preferable for larger areas of continuous spray.

Sanitizer-V is suitable for all usage levels. It is suitable for occasional to frequent use.



Sanitizer's flow control handle is convenient for frequent "start, stop" spray applications.

Sanitizer has vented, rubber grip for insulation in hot water applications.

Sanitizer is better suited for frequent use on small to medium areas.

Both units are ergonomic, although they have different grips. Also, both units deliver the same great Wysiwash solution for your disinfecting needs.

Frequently asked questions

Do I have to insert a new tablet each time I use the Wysiwash Sanitizer?

No. As long as the Wysiwash Sanitizer is properly drained after each use, the tablet will last for a total use time of approximately 3.5 hours. For example, if a Wysiwash Jacketed Caplet is used 15 minutes per day to clean ten kennel runs, that caplet will last about fourteen days.

How much tablet must remain in the unit to get the full disinfecting benefit?

Even if the Wysiwash Sanitizer has used 95% of the Wysiwash Jacketed Caplet, the sanitizing power is still more than adequate to meet our goal of producing a solution that falls within the USDA recommendations for a non-rinse sanitizer/disinfectant (between 50 – 200 ppm total chlorine).

Does the Wysiwash Sanitizer generate chlorine immediately or does it take time for the water to start breaking down the caplet?

The Wysiwash Sanitizer generates chlorine immediately, usually taking less than two minutes to reach proper chlorine production when using a brand new Wysiwash Sanitizer Jacketed Caplet. When using a caplet that has been used at least once before, there is no delay in reaching its peak level.

Is it safe to have skin contact with surfaces that have just been sprayed with Wysiwash?

Absolutely! The Wysiwash solution is mild but highly effective.

How long does the solution need to remain on a surface to sanitize?

The main active ingredient in the Wysiwash Sanitizer is hypochlorous acid, the most overall effective germ killing agent known to man. In reality, the high levels of hypochlorous acid produced by the Wysiwash Sanitizer kill within seconds (up to 120 times faster than liquid bleach due to pH level). Nevertheless, it is our recommendation to leave the Wysiwash solution on a surface for at least two minutes. But remember, this is a moot point because you do not have to rinse

What is the longevity of chlorine on a sprayed surface?

Chlorine is a highly volatile element, which is one of the reasons that it makes such a great disinfectant. Because of its volatility, chlorine "wants" to bond with other elements in order to stabilize. So, in essence, chlorine is produced, does its job, and then disappears by joining with another element, making it completely biodegradable. Evaporation, UV light, organic matter, and other substances present all play a role in the longevity of chlorine on surfaces. It is safe to say that when the Wysiwash solution is evaporated, the chlorine and related substances are gone as well.

Can I use this to rinse down degreasers or other cleaners?

It is completely safe to rinse down degreasers and soaps that are labeled as safe for use with chlorine products. Ammonia products or products that are not compatible for use with chlorine products must be avoided.

Is it safe for use around my plants?

The Wysiwash Sanitizer and the solution it produces are completely safe for use on grass, plants, trees, etc.

Will this bleach uniforms and clothes if they get sprayed?

The solution spraying out of the front or adjustable-nozzle end of the Sanitizer will not bleach clothes if drained properly and disconnected from the water hose when not in use. However, the solution that is drained out of the Sanitizer after each use is highly concentrated and will bleach clothes. Care should be taken not to spill the drain water on clothes. If the Sanitizer is left attached to a water hose for long periods of time, allowing the caplet to become saturated, the solution may stain clothes upon immediate startup for a few seconds until the unit clears itself of excess chlorine.

Will this remove stains and whiten surfaces?

The Wysiwash Sanitizer will remove many stains and whiten most surfaces, especially after spraying a particular surface a few times. It is not going to "bleach" stains and surfaces in the fashion of liquid bleach. It is a milder solution than most liquid bleach mixtures, but it is an exponentially more effective sanitizer than liquid bleach. It is difficult for many people to understand how a substance that is milder than bleach can be up to 120 times more effective than liquid bleach. The answer lies in chemistry!!! Please visit our Technical Information page for more information.

Does Wysiwash generate dangerous fumes, and is ventilation required?

The Wysiwash Sanitizer generates some fumes, albeit many fewer than most sanitizers and disinfectants. The Sanitizer should be used with adequate ventilation, just like any cleaning product. What all users will notice, however, is that the fumes Wysiwash produces are much more pleasant than most other disinfectants, especially liquid bleach.

I have noticed a white buildup inside the unit. What is it and what should I do about it?

The white substance is calcium, a by-product produced from the Wysiwash Sanitizer's internal process. This substance is completely harmless. Soaking the Sanitizer in white vinegar and then rinsing will remove the buildup.

If I don't use my caplets for an extended time, are they still effective?

Absolutely! The Wysiwash Sanitizer Jacketed Caplets have an extended shelf life, losing only 3% efficacy in 18 months.

How long does a Wysiwash Sanitizer last?

The Sanitizer is constructed from high impact ABS, polycarbonate, polypropylene polymers, and rugged anti-corrosion fittings. Of course, all products can be destroyed by careless handling and operation. With reasonable use and care, we have had Sanitizers last for many years.

FAQ's Continued

How long will a caplet last?

Using normal water-hose pressure, a Wysiwash Sanitizer Jacketed Caplet will last for approximately 3.5 hours.

Will the unit still work with weak water pressure?

The Wysiwash Sanitizer is designed to work best between 40 – 70 psi (2.75 – 4.8 bar), with the optimal range falling between 50 – 60 psi (3.44 – 4.13 bar).

Can I use the unit in line with multiple hoses?

The Wysiwash Sanitizer can be used at the hose end or in line, and, as long as proper hose pressure and flow rate are maintained, the Sanitizer can be configured in other creative ways. Always remember, however, that the hydro-injection system is pressure dependent, meaning that water pressure plays a large role in the operation of the Sanitizer.

How often must I spray an area to prevent or clean mold and algae?

This really depends on how bad the mold and algae problem is and how much moisture is present. In most cases, spraying an area once per week as an inhibitor should be more than sufficient. To eliminate an existing algae/mold problem, consecutive applications over a period of days should get the user to a point where a weekly application is sufficient.

I have noticed some white spots on the floor after use. What is it and how do I prevent it?

Those spots are calcium deposits. White vinegar will immediately remove it. Almost always, those spots come from the improper draining of the Wysiwash Sanitizer. The solution that is drained out of the Sanitizer after each use should be drained into a sewer drain or bucket (bucket solution can be mixed with water to make a disinfectant solution!). There is much more calcium present in the drain solution than in the Wysiwash solution that is sprayed out of the Sanitizer. Just be careful when draining your Sanitizer, and you won't have a spotting problem.

Do I need to remove the jacket from the tablet before using the Wysiwash Sanitizer?

No! Do not remove the jacket from the Wysiwash Sanitizer Jacketed Caplet before using it. The jacket does several things and is integral to the operation of the Sanitizer. It also allows you to handle the caplet safely without gloves.

Does water temperature affect the Wysiwash Sanitizer in any way?

Practically speaking, no. Average hose water has a temperature of 50 to 80 degrees F. At this temperature range, performance of the Wysiwash solution will not be greatly altered. As a general rule, however, as water temperature drops, contact time should be increased (For each 10°C (18°F) drop in temperature below 24°C (75°F), a doubling of exposure time is recommended. Therefore, in extremely cold water, we suggest doubling the contact time to four minutes. Of course, with our no rinse system, this is not really a factor because the product is left until it evaporates.

Does the hardness of water affect the Wysiwash Sanitizer in any way?

No. Water hardness plays no role in the efficacy of Wysiwash.

What is the ORP measurement for Wysiwash solution?

Oxidation Reduction Potential (ORP) is related to the concentration of oxidizers or reducers in a solution, and their activity or strength. It provides an indication of the solution's ability to oxidize or reduce another material. In disinfection applications, the ORP value of the solution is more meaningful than milligrams per liter (mg/L) measurements of free residual chlorine or total chlorine. This is because the equilibrium between two forms of chlorine in the water shifts with changing pH. The molecular form of free chlorine in water is HOCl, or hypochlorous acid, a strong, fast-acting oxidizer. As the pH increases, the HOCl converts to its ionic form, OCl⁻ (the hypochlorite ion), which is a weaker, slower acting oxidizer. The Wysiwash solution has an ORP measurement of approximately 750 millivolts (mV). An ORP of 650 mV has been proven by the World Health Organization to provide instantaneous E. coli destruction. Oxidation Reduction Potential measurements of between 650 mV and 700 mV are proven to be highly effective at killing dangerous pathogens almost instantaneously. This is yet another reason that Wysiwash is so effective!

How do I know when to change caplet?

When you pick up stored & drained unit, before you connect to water hose, shake unit. If you hear or feel caplet clunk inside the Caplet Container, you are ready to disinfect. If not, open Caplet Container, discard plastic jacket, and insert new caplet.

What do I do if the Caplet Container is hard to screw on to the Hydro Body?

This problem can be eliminated by insuring that no calcium build up has occurred on either threaded area. If calcium build up has occurred, simply soak threads in a vinegar bath. Further, **petroleum jelly** can be applied to both threaded areas to ease thread friction.

Important information

Please note that MSDS & WYSIWASH Jacketed Caplet package warnings refer to the concentrated Wysiwash Jacketed Caplets, NOT THE WYSIWASH SOLUTION THAT THE WYSIWASH SANITIZER PRODUCES AND SPRAYS. The Wysiwash Solution is safe to use around humans, animals, & plants.

HARD WATER & CALCIUM DEPOSITS

When using your Wysiwash Sanitizer in Hard water, it is recommended to soak the Wysiwash Sanitizer in a container of white vinegar once monthly for several hours. This will break up the scale and calcium deposits in the Sanitizer. In extreme cases, it may be necessary to disassemble the Flow Control Handle and use a toothbrush to clean the inside of the Flow Control Handle. This process can restore your Sanitizer to an almost-new condition!

WEAR ITEMS (PARTS)

Wear Items are parts that will wear out through use and over time. If the user exercises care when using the Wysiwash Sanitizer, the Sanitizer and its Wear Items will last a long time. This of course depends on many factors, like frequency of use and user care.

RETURNS

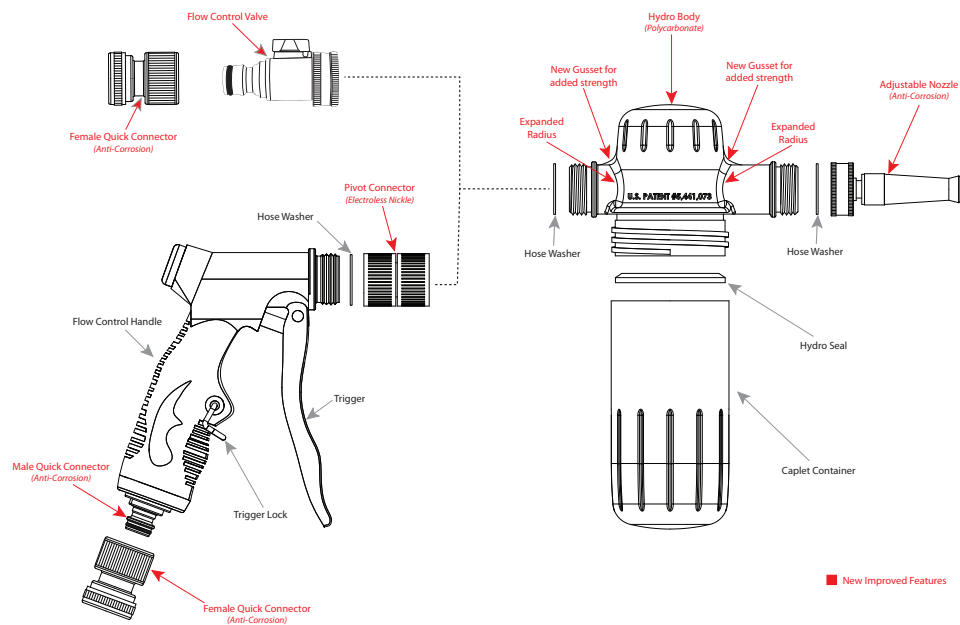
You may return an item sold to you by WYSIWASH up to 30 days after purchase. The product must be in good condition and be shipped with all parts, accessories and paperwork.

Any claims to missing parts, items or damaged goods for any orders must be made within 30 days of delivery date. All returned products will be charged a 15% restocking fee. We are not able to credit your shipping and handling fees if the wrong product was delivered due to customer error. However, if you received the wrong products due to an error on our behalf, we will pay for the return services fees, and you may receive a full refund or exchange.

To return an item to Wysiwash.com please log into your account and fill out our simple return authorization request. You will be then issued a RMA# and return instructions. Any items returned without an RMA# will be refused. We will process a credit for your account upon receipt and inspection of the returned items.

The Wysiwash Jacketed Caplets and other chemical products cannot be returned!

Wysiwash Sanitizer Exploded view





WYSIWASH[®]

The Ultimate Cleaning Solution

Replacement Parts



WYSI-108
Hydro Body



WYSI-111
Caplet Container



WYSI-106
Flow Control



WYSI-112
Nozzle



WYSI-107
Pivot Connector



WYSI-116
Quick Connect (set)



WYSI-105
Male Quick Connect



WYSI-104
Female Quick Connect



WYSI-115
Hydro Seal



Flow Control Valve

Turning Water Into Magic

www.wysiwash.com