

# THE RUSTLER

4" NEMA Submersible Pumps  
 1/2, 3/4, 1, 1 1/2 and 2 HP  
 5, 8, 12, 20 and 25 GPM  
 2 or 3 Wire Versions



## ADVANTAGES BY DESIGN

- **"Easy-Grip" Discharge Bowl**
  - large hexagonal head for easy installations
- **Rugged Constructed Discharge Bowl**
  - heavy wall; glass reinforced for maximum strength
- **Additional Thread Length**
  - provides secure and tight connections
- **Exclusive Customized Color**
  - professional Myers green suction and discharge bowls
- **Large Lifting Eyes**
  - easy safety line connection
- **Excellent Corrosion Resistance**
- **Superior Abrasive Handling Staging Design**
  - outstanding Teflon® reinforced polyester on 5, 8, 12 and 20 GPM
  - tough reinforced polycarbonate on 25 GPM
- **Long Life Floating Stage Design on 5, 8, 12 and 20 GPM**
  - automatically adjusts to pumping conditions for each application
  - no thrust load on motor bearings for longer motor life
- **Precision Stacked Stage Design on 25 GPM**
- **UL and CSA listed\***
- **Lead-free**

\* 25 GPM CSA listed only

"Easy-Grip" Discharge Bowl

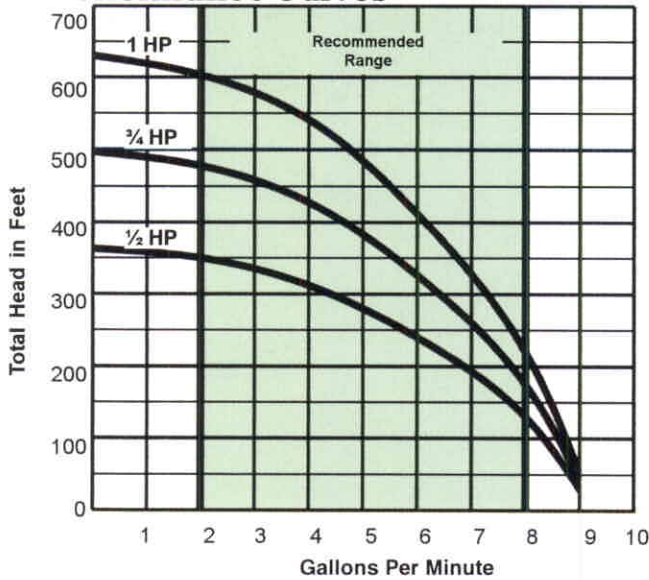


WHERE INNOVATION MEETS TRADITION

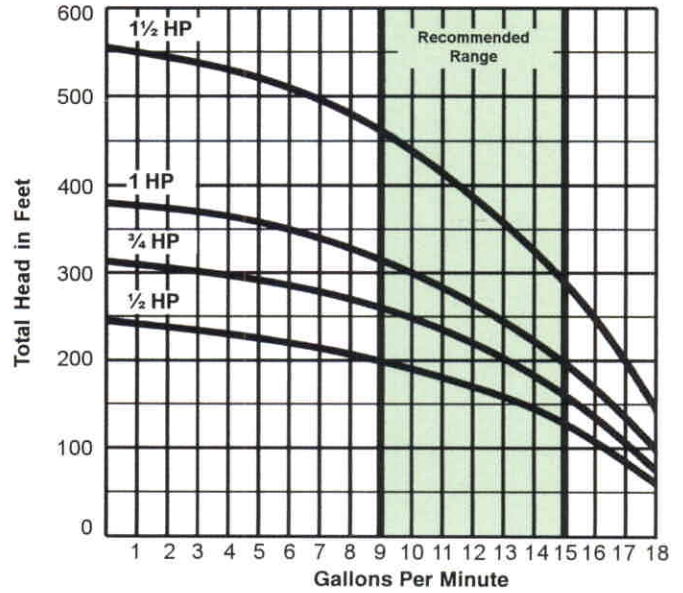
**M**YERS HIGHLY SUCCESSFUL RUSTLER IS A DURABLE FIELD PROVEN PUMP DESIGNED FOR A WIDE RANGE OF APPLICATIONS. The tough corrosion resistant design featuring Teflon® reinforced polyester staging coupled with a powerful motor has proven to be a reliable industry leader. The features of the Rustler pump gives our customers the advantages needed to be successful in today's tough market. For more details, contact your Myers distributor or Myers headquarters located in Ashland, Ohio (since 1870) at 419/289-1144.



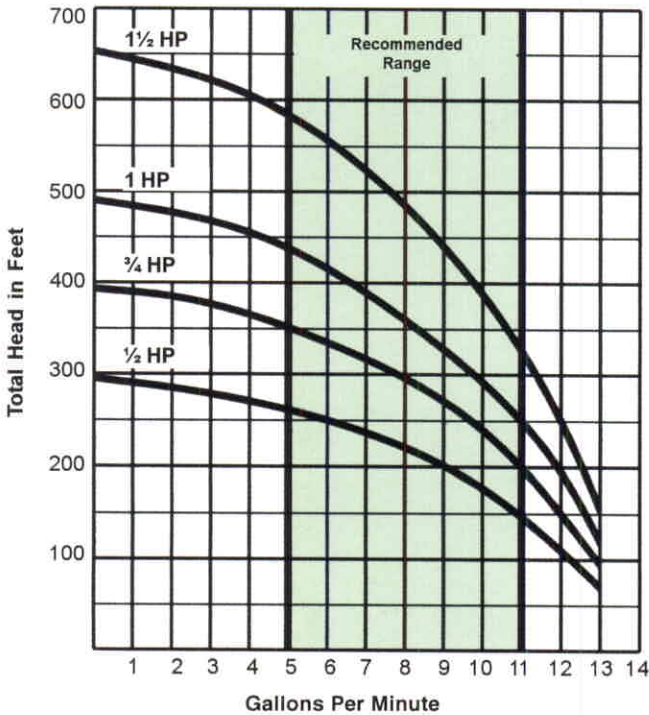
### 5 GPM Rustler Series Performance Curves



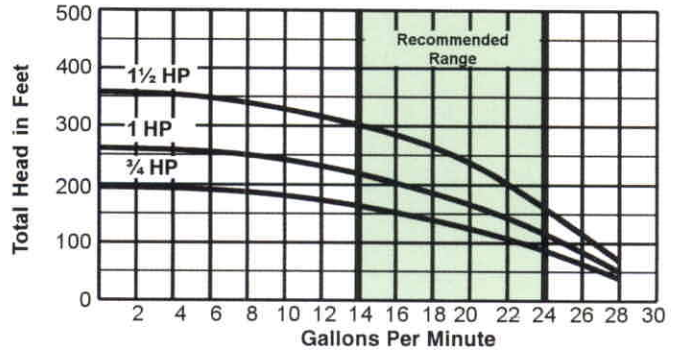
### 12 GPM Rustler Series Performance Curves



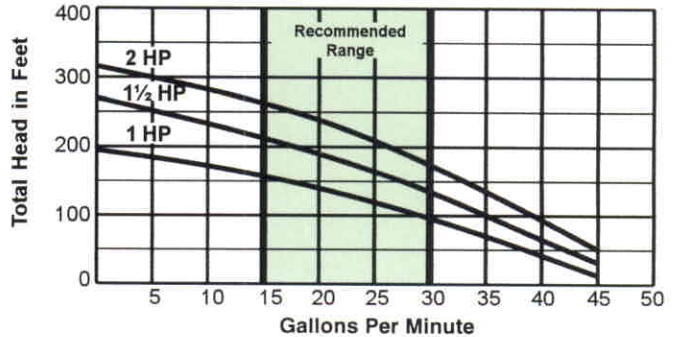
### 8 GPM Rustler Series Performance Curves



### 20 GPM Rustler Series Performance Curves



### 25 GPM Rustler Series Performance Curves



# THE RUSTLER

4" NEMA Submersible Pumps

1/2, 3/4, 1, 1 1/2 and 2 HP

5, 8, 12, 20 and 25 GPM

2 or 3 Wire Versions

## RUSTLER TECHNICAL SPECIFICATIONS

Flow Rate	Motor HP	Volts	Stages	2-WIRE COMPLETE UNIT			3-WIRE COMPLETE UNIT			PUMP END ONLY		
				Model Number	Length In.	Weight Lbs.	Model Number	Length In.	Weight Lbs.	Model Number	Length In.	Weight Lbs.
5	1/2	230	11	2NFL52-5	24 3/4	26	3NFL52-5	24 3/4	26	N55R	15 1/4	8
5	3/4	230	15	2NFL72-5	28 3/4	30	3NFL72-5	28 3/4	30	N75R	18	9
5	1	230	19	2NFL102-5	32 1/2	36	3NFL102-5	32 1/2	36	N105R	20 3/4	12
8	1/2	115	9	2NFL51-8	24 1/2	25	-----	---	---	N58R	15	7
8	1/2	230	9	2NFL52-8	24 1/2	25	3NFL52-8	24 1/2	25	N58R	15	7
8	3/4	230	12	2NFL72-8	27 3/4	29	3NFL72-8	27 3/4	29	N78R	17	8
8	1	230	15	2NFL102-8	31 1/2	34	3NFL102-8	31 1/2	34	N108R	19 3/4	10
8	1 1/2	230	20	2NFL152-8	38 3/4	43	3NFL152-8	37	40	N158R	23 1/2	12
12	1/2	115	7	2NFL51-12	23 3/4	24	3NFL51-12	23 3/4	24	N512R	13 3/4	6
12	1/2	230	7	2NFL52-12	23 3/4	24	3NFL52-12	23 3/4	24	N512R	13 3/4	6
12	3/4	230	9	2NFL72-12	26 3/4	29	3NFL72-12	26 3/4	29	N712R	15 1/2	8
12	1	230	11	2NFL102-12	29	33	3NFL102-12	29	33	N1012R	17 3/4	9
12	1 1/2	230	16	2NFL152-12	36 3/4	42	3NFL152-12	35	39	N1512R	21 1/2	11
20	3/4	230	6	2NFL72-20	25 1/2	27	3NFL72-20	25 1/2	27	N720R	13 3/4	6
20	1	230	8	2NFL102-20	27 1/2	31	3NFL102-20	27 1/2	31	N1020R	15 3/4	7
20	1 1/2	230	11	2NFL152-20	34 3/4	40	3NFL152-20	32 1/2	37	N1520R	19	9
25	1	230	7	2NFL102-25	30	27	3NFL102-25	30	27	N1025R	18	7
25	1 1/2	230	9	2NFL152-25	36	36	3NFL152-25	36	36	N1525R	21	8
25	2	230	11	-----	---	---	3NFL202-25	39	40	N2025R	24	10

## TWO OR THREE WIRE CABLE, 60 HZ

(Service Entrance to Motor - Maximum Length in Feet)

Motor Rating		AWG Copper Wire Size												
Volts	HP	14	12	10	8	6	4	3	2	1	0	00	000	0000
115	1/2	100	160	250	390	620	960	1190	1460	1780	2160	2630	3140	3770
230	1/2	400	650	1020	1610	2510	3880	4810	5880	7170	8720			
	3/4	300	480	760	1200	1870	2890	3580	4370	5330	6470	7870		
	1	250	400	630	990	1540	2380	2960	3610	4410	5360	6520		
	1-1/2	190	310	480	770	1200	1870	2320	2850	3500	4280	5240		
	2	150	250	390	620	970	1530	1910	2360	2930	3620	4480		

