

# Liberty Pumps®

## LowPro41LP

### Low Profile Sewage System

*For addition of a toilet without breaking concrete floors. Mounts freestanding or can be built-in using 2" x 6" joists for a more professional looking installation. Additional fixtures such as a shower or sink can be easily added using the optional inlet seal (provided).*

#### **Features:**

- 2" solids-handling sewage pump
- 4/10 hp 115V
- Durable poly tank with separate access opening to switch
- Fully assembled unit, including pump, piping and switch. Saves valuable installation time.

Fully  
Assembled  
System!



(toilet not included)

U.S. Patent No. 6,430,757

innovate. evolve.

# LowPro41LP

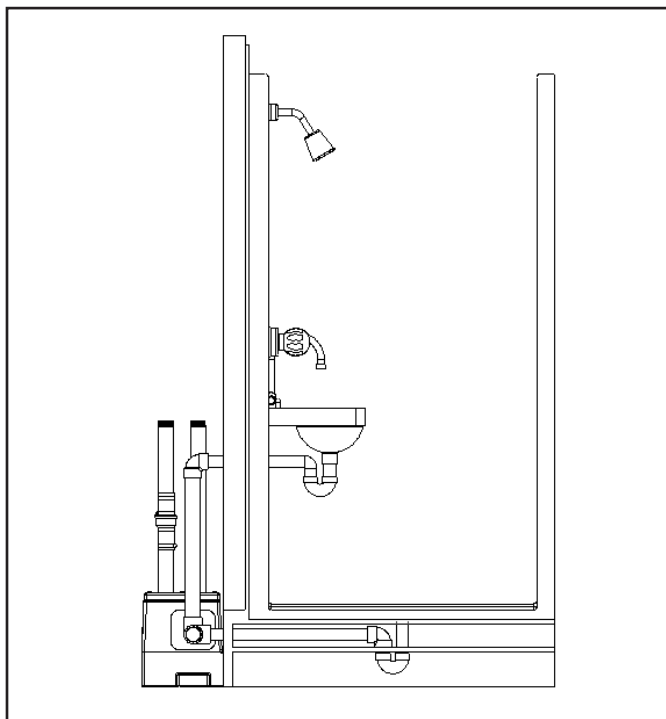
## SAMPLE INSTALLATIONS

The LowPro41LP can be installed freestanding or built-in, concealing the pump compartment and piping. The platform section of the tank is sized to fit flush with an elevated floor framed with 2" x 6" material.

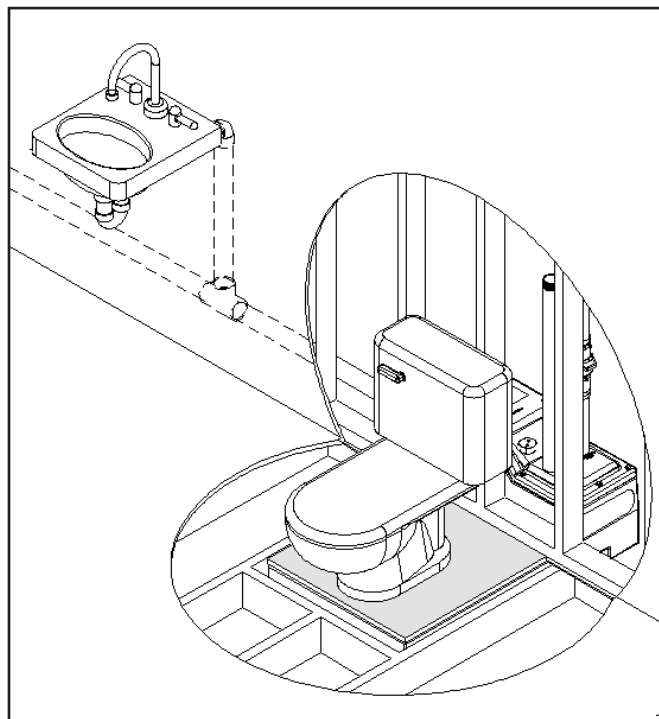
**Note:** Access to pump compartment is required on built-in installations.

For addition of a lavatory or shower, a rubber pipe seal is included. Seal accepts 2" schedule 40 PVC piping. Showers must be elevated to allow gravity flow to unit.

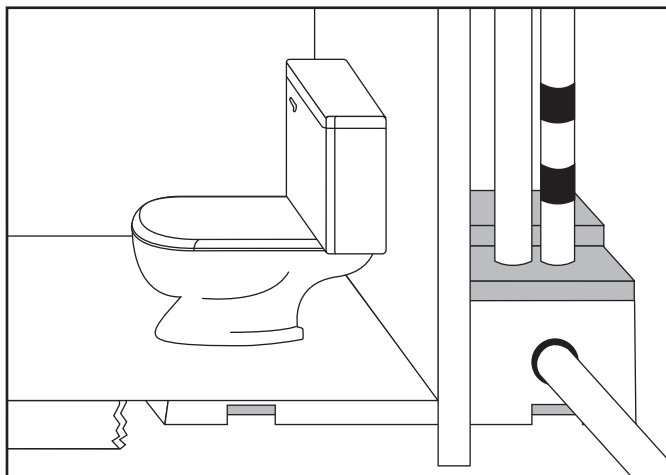
Some possible arrangements using the LowPro41LP:



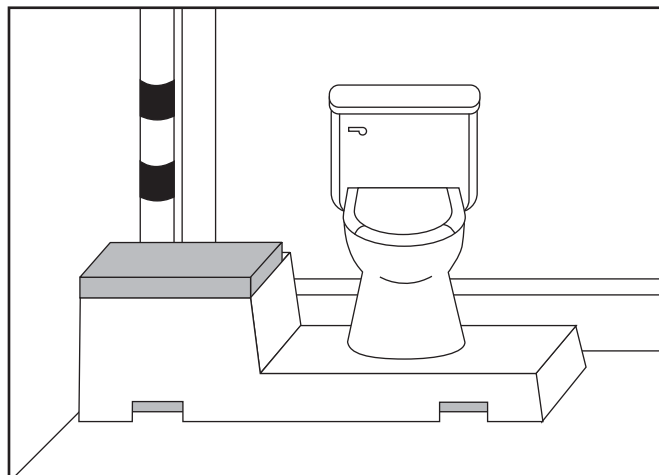
Side view with shower and lavatory.



View with wall and floor framing.

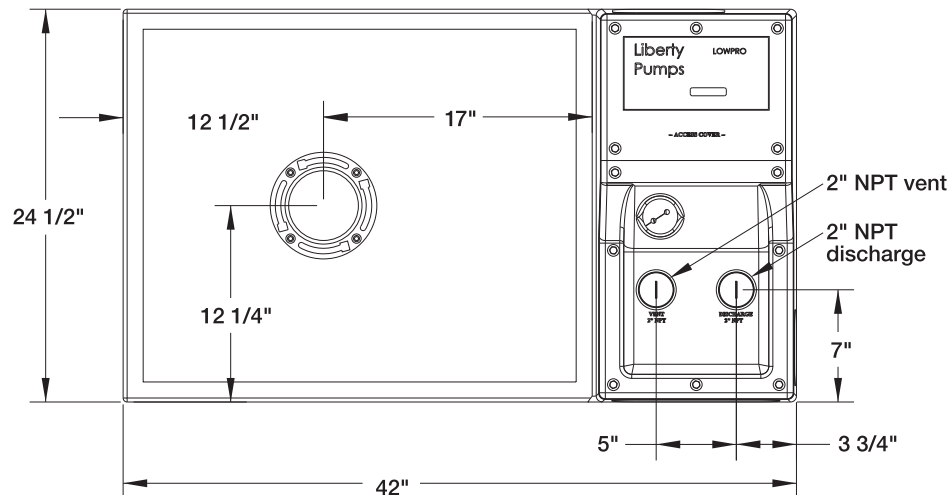


Built-in (hidden)

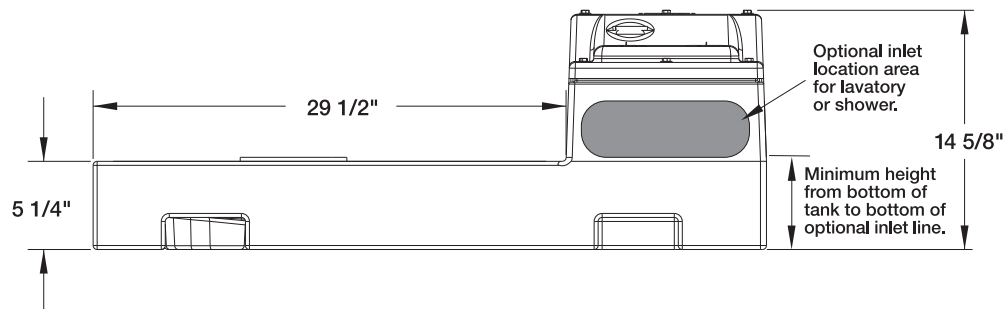


Exposed corner location

***top view***



***side view***



***FULLY ASSEMBLED  
SYSTEM FEATURES:***

- Durable one-piece poly tank with split cover design – allows access to switch area without disturbing discharge and vent piping.
- 4/10 hp cast iron sewage pump, 2" solids-handling.
- Pre-mounted float switch.
- Schedule 80 PVC discharge pipe (internal).
- 2" check valve.
- Closet flange with extra spacers for optional floor heights. (1/4" and 1/2" provided)
- Pipe grommet seal for additional 2" inlet pipe from a shower or sink.
- Engineered water jet provides a powerful spray within the tank to help break down solids and reduce potential jamming.
- Flow-adjusted pump maximizes pump cycle time and increases pump life.

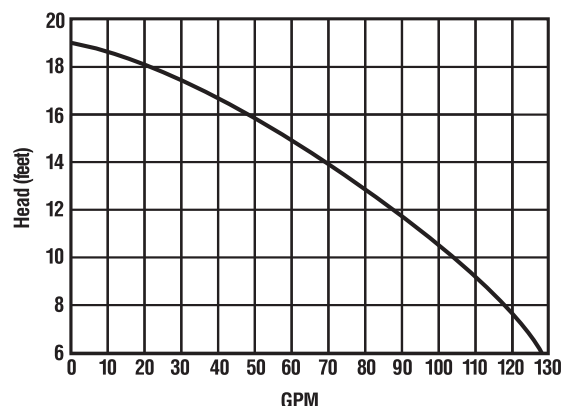
***SPECIFICATIONS:***

4/10 hp 115V 12 amps 60Hz 1550 RPM

**Maximum fluid temperature:** 140°F.

**Assembled weight:** 91 lbs.

***PERFORMANCE CURVE***



**us** Constructed with Certified Pump

WWW.  
**libertypumps**  
.com



**Liberty Pumps • 7000 Apple Tree Avenue • Bergen, New York 14416**  
**Phone 800-543-2550 Fax (585) 494-1839**

Specifications are subject to change without notice. Copyright © Liberty Pumps, Inc. 2011 All rights reserved. LLIT1800 R01/11