



# WILO Z-15 Submittal

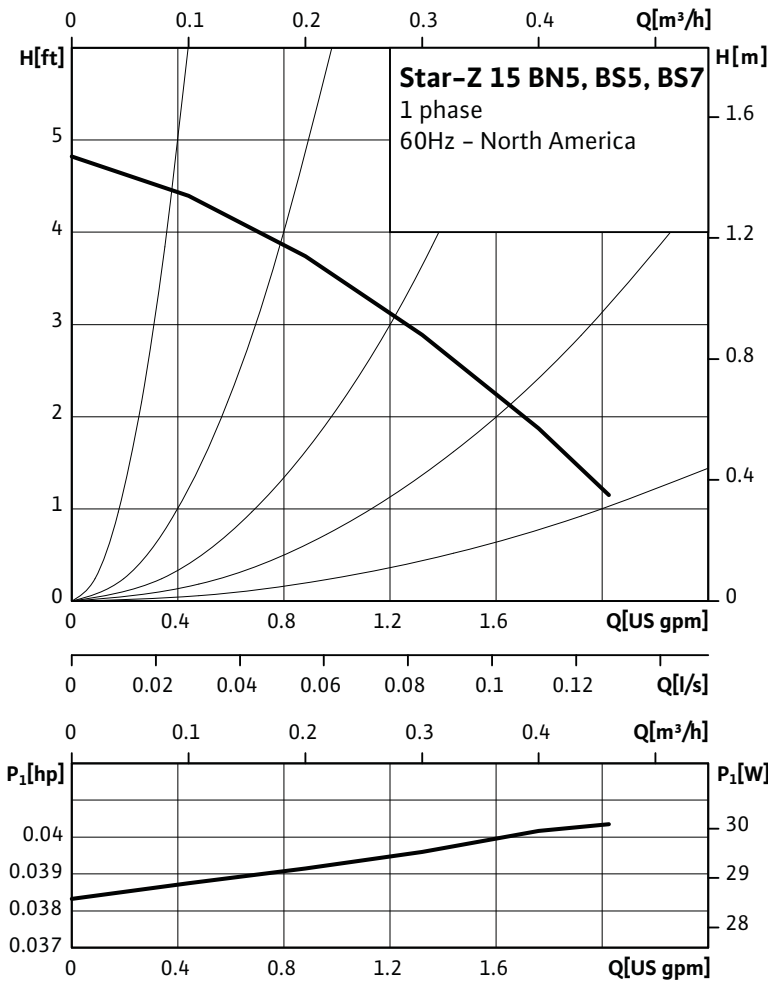
Z-15 BN5, Z-15 BS5, Z-15 BS7



Project:	
Engineer:	
Contractor:	
Submitted By:	Date:
Approved By:	Date:

Tag #	Model #	Flow	Head	Hp	Phase	Volt	RPM
				1/20	1	115	3100

$\Delta p-v$  (variable)



### Applications

- Max Temp: 68°F to 150°F (20°C to 65°C)
- Max Ambient Temp: 105°F (40°C)
- Max Working Press: 145 PSI (10 Bar)
- Fluids: Domestic Hot Water  
Heating Water  
Water/Glycol up to 50%

### Materials of Construction

- Impeller: Plastic PPE (Noryl)
- Shaft: Stainless Steel (X90 CrMo18)
- Volute: Ecobross
- Bearing: Epoxy-impregnated Carbon



WILO USA LLC  
1290 N 25th Ave  
Melrose Park, IL 60160  
Tel: (866) 945-6872  
Fax: (708) 338-9455      www.WILO-USA.com

WILO Canada Inc.  
Bay 7-2915 10th Ave. NE  
Calgary, Alberta T2A 5L4  
Tel: (866) 945-6236  
Fax: (403) 277-9456      www.WILO-CDN.com



# WILO Z-15 Submittal

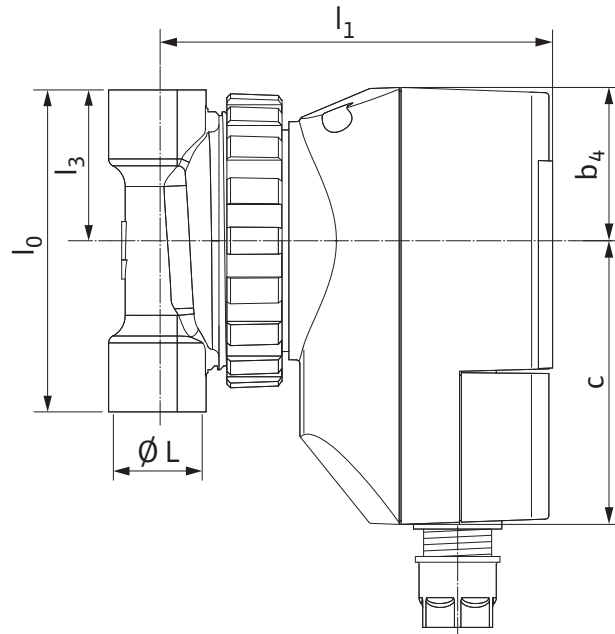
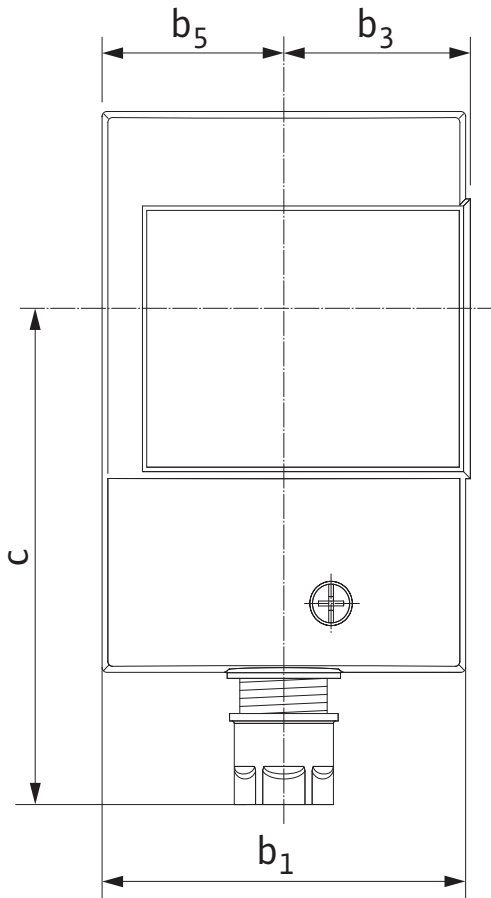
Z-15 BN5, Z-15 BS5, Z-15 BS7



Pumpen Intelligenz.

Dimensions, weights										
	Pipe Connection		Pump Dimensions							
	Ø L		l <sub>0</sub>		l <sub>1</sub>		l <sub>3</sub>		b <sub>1</sub>	
	[inch]	[mm]	[inch]	[mm]	[inch]	[mm]	[inch]	[mm]	[inch]	[mm]
Z-15 BN5	½ FNPT	15	3⅞	79	4 <sup>3</sup> / <sub>16</sub>	107	1 <sup>7</sup> / <sub>16</sub>	37	3 <sup>1</sup> / <sub>16</sub>	77
Z-15 BS5	½ SWT	16	3⅞	79	4 <sup>3</sup> / <sub>16</sub>	107	1 <sup>7</sup> / <sub>16</sub>	37	3 <sup>1</sup> / <sub>16</sub>	77
Z-15 BS7	¾ SWT	22	3⅞	79	4 <sup>3</sup> / <sub>16</sub>	107	1 <sup>7</sup> / <sub>16</sub>	37	3 <sup>1</sup> / <sub>16</sub>	77

Dimensions, weights (continued)												
	Pump Dimensions										Weight Approx. net	
	b <sub>3</sub>		b <sub>4</sub>		b <sub>5</sub>		c		d		[lbs]	[kg]
	[inch]	[mm]	[inch]	[mm]	[inch]	[mm]	[inch]	[mm]	[inch]	[mm]		
Z-15 BN5	1 <sup>9</sup> / <sub>16</sub>	40	1 <sup>9</sup> / <sub>16</sub>	40	1½	39	2 <sup>15</sup> / <sub>16</sub>	74	4	101	4.10	1.86
Z-15 BS5	1 <sup>9</sup> / <sub>16</sub>	40	1 <sup>9</sup> / <sub>16</sub>	40	1½	39	2 <sup>15</sup> / <sub>16</sub>	74	4	101	4.03	1.83
Z-15 BS7	1 <sup>9</sup> / <sub>16</sub>	40	1 <sup>9</sup> / <sub>16</sub>	40	1½	39	2 <sup>15</sup> / <sub>16</sub>	74	4	101	4.14	1.88



Motor Data					
	Speed	Power Consumption		Current 1~115V	Motor Protection
	[rpm]	[hp]	[W]	[A]	
Z-15 BN5	3100	0.043	32	0.77	integrated
Z-15 BS5	3100	0.043	32	0.77	integrated
Z-15 BS7	3100	0.043	32	0.77	integrated

**Note:** Included with the pump is a three-pronged 115V line cord. The terminal box should not be opened for electrical connection.

WILO USA LLC  
1290 N 25th Ave  
Melrose Park, IL 60160  
Tel: (866) 945-6872  
Fax: (708) 338-9455

www.WILO-USA.com

WILO Canada Inc.  
Bay 7-2915 10th Ave. NE  
Calgary, Alberta T2A 5L4  
Tel: (866) 945-6236  
Fax: (403) 277-9456

www.WILO-CDN.com