



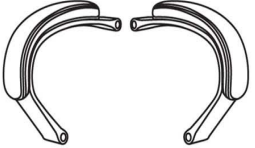

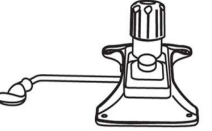




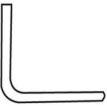
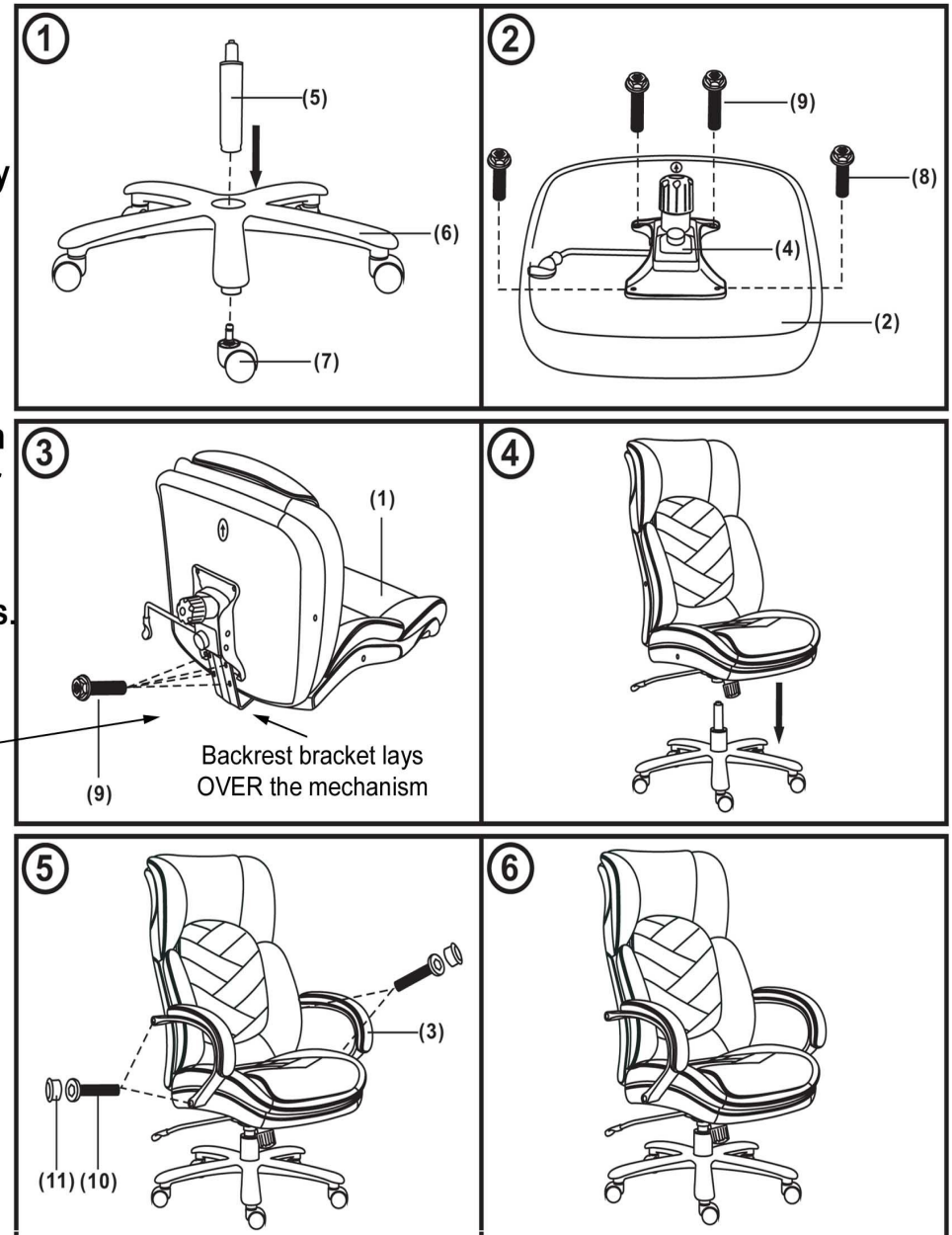


(1)X1 	(7)X5 
(2)X1 	(8)X2 
(3)X1(L)X1(R) 	(9)X6 
(4)X1 	(10)X4 
(5)X1 	(11)X4 
(6)X1 	(12)X1 

Important Assembly Note:

When attaching backrest, only attach backrest screws loosely with 2-3 revolutions per screw before aligning and connecting armrests. Once armrests are completely connected, then tighten down the backrest screws completely.



Screws are located in the holes. Use Allen Wrench to back them out for assembly.