

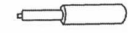
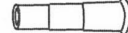
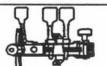












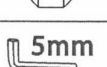
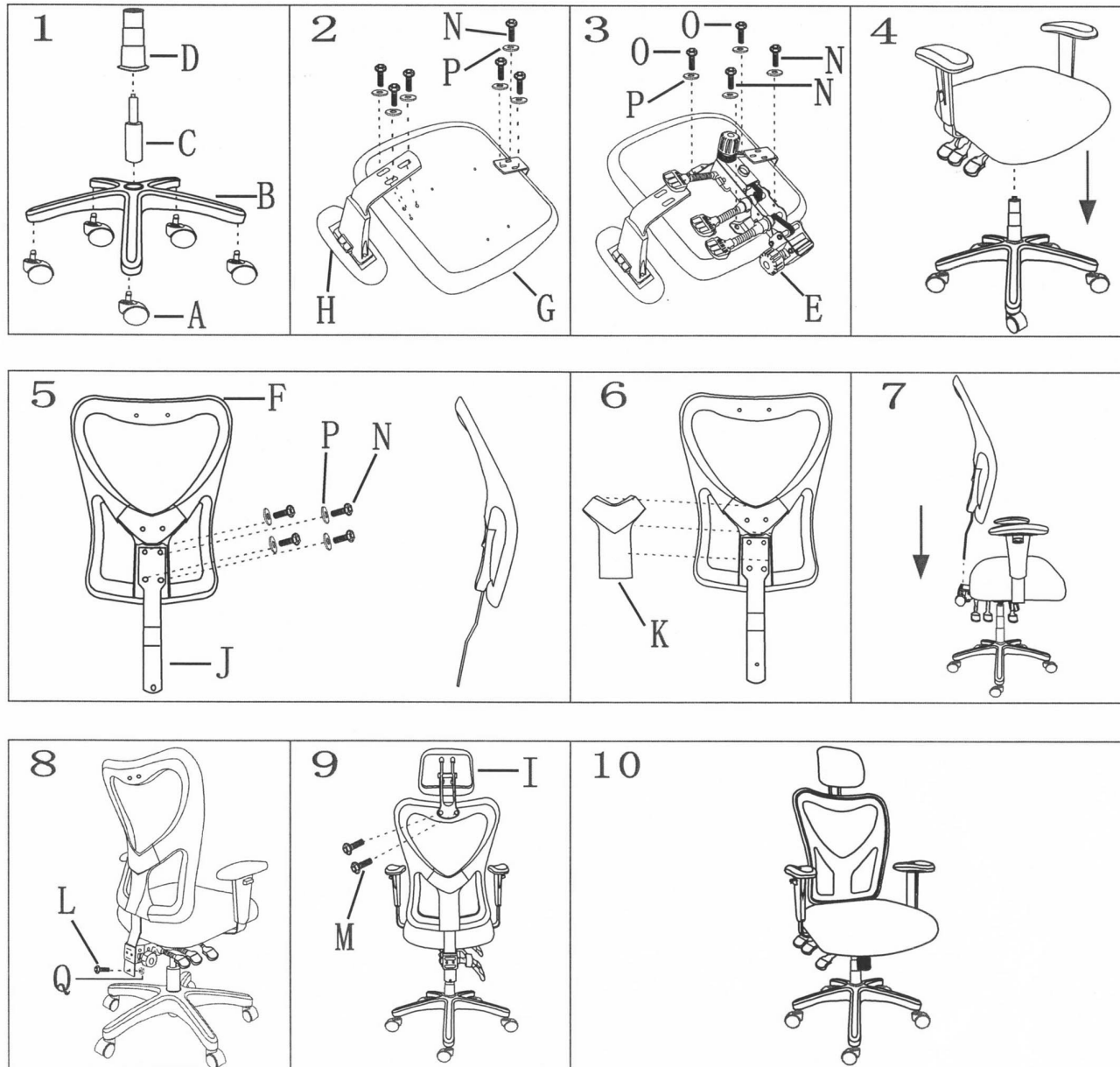


Y13067 & Y13068 - Multi-Function Task Chair Assembly Instructions

A		5
B		1
C		1
D		1
E		1
F		1
G		1
H		2
I		1
J		1
K		1
L	 M6x12mm	1
M	 M6x20mm	2
N	 M6x25mm	12
O	 M6x35mm	2
P	 φ 6mm	14
Q		1
R	 5mm	1

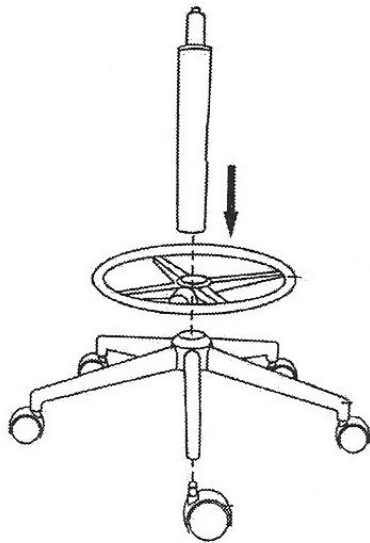


Questions? Call Customer Service at 1-800-443-5117, Monday - Friday 8:30 AM to 5:00 PM Central Time

www.modernofficefurniture.com

BT-6336 / Stool Kit

Assembly Diagram



Warning

Reclining while seated at an elevated height can be a tip hazard. For safety, it is recommended that the forward tilt lock be engaged while at taller seated heights.