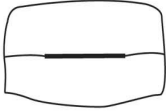

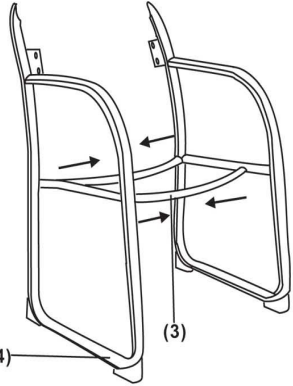
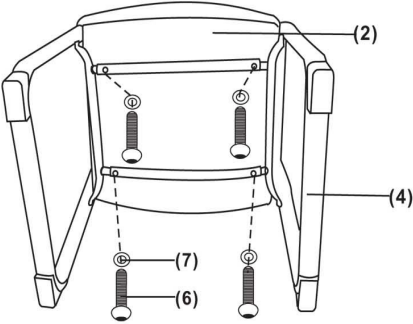




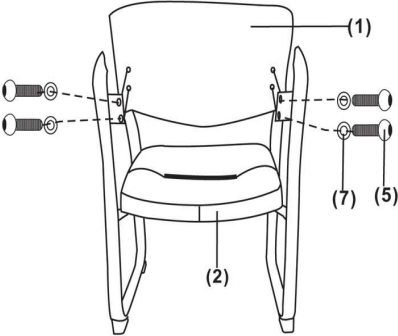
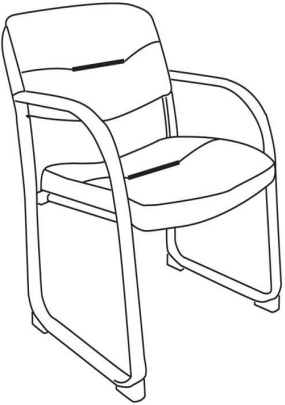
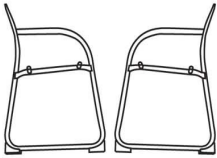



Y3723 - Leather Guest Chair Assembly Instructions

<p>(1)X1</p> 	<p>(5)X4</p> 	<p>①</p> 	<p>②</p> 
<p>(2)X1</p> 	<p>(6)X4</p> 		
<p>(3)X2</p> 	<p>(7)X8</p> 	<p>③</p> 	<p>④</p> 
<p>(4)X2</p> 	<p>(8)X1</p> 		

Screws and washers are located in the holes. Use Allen Wrench to back them out for assembly.

Questions? Call Customer Service at 1-800-443-5117, Monday - Friday 8:30 AM to 5:00 PM Central Time  
[www.modernofficefurniture.com](http://www.modernofficefurniture.com)