











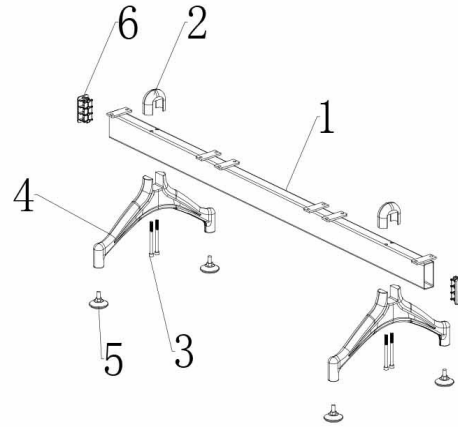


Bench Beam Seating Assembly Instructions

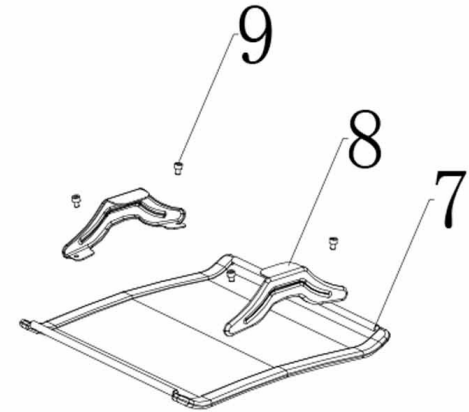
Instructions apply to 3-Seaters, 4-Seaters and 5-Seaters although a 3-Seater is illustrated for reference.

| No. | Part | Description | 3 Seat | 4 Seat | 5 Seat |
|------|---|------------------------|--------|--------|--------|
| 1 |  | Beam | 1 | | |
| 2 |  | Leg Cap | 2 | 2 | 3 |
| 3 |  | Screw for legs M8*100 | 4 | 4 | 6 |
| 4 |  | Leg | 2 | 2 | 3 |
| 5 |  | Feet | 4 | 4 | 6 |
| 6 |  | Beam Cap | 2 | 2 | 2 |
| 7 |  | Seat | 3 | 4 | 5 |
| 8 |  | Seat Bracket | 6 | 8 | 10 |
| 9 |  | Screw for Seat Bracket | 12 | 16 | 20 |
| 10 |  | Seat to Beam Screw | 12 | 16 | 20 |
| Tool |  | Allen Wrench | 1 | | |
| Tool |  | Allen Wrench Extender | 1 | | |

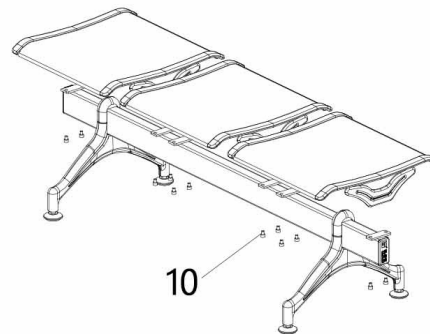
1



2



3



4

