


Oval Conference Table with Post Legs Assembly Instructions

Applies towards:

Y11106- Y11108 - Post Leg Oval Conference Tables
Y11109 - Y11111 - Standing Height Post Leg Conference Tables



List of Hardware:

Part
Machine Screws

4 Per Leg

Tools Needed:

- A Phillips Screwdriver
- A Helper

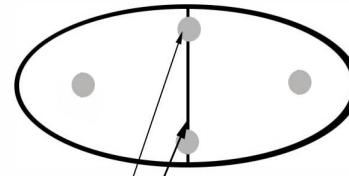
1.) Assemble on carpet or cardboard to protect parts during assembly. Assembly will require 2 people for safety.

2.) Locate all table tops and post legs for assembly.

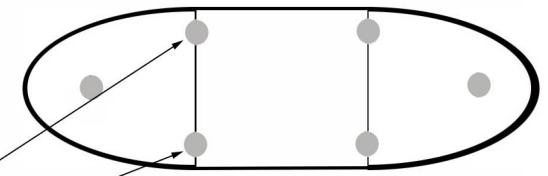
This modular table series maximizes leg space by using one set of legs as ganging brackets between table tops. See the chart below, which shows how many legs are included with each size table.

Size of Table	No. of Table Tops	No. of Post Legs
8'x4'	2	4
12'x4'	3	6
16'x4'	4	8

8' x 4' Table has 4 post legs



12' x 4' Table has 6 post legs



Each center seam has two legs centered over it.

3.) Assemble the first oval table top section upside down. Attach the outside leg that is closest to the curved end of the table first. Use the screws provided to screw the top bracket on the leg into the threaded inserts on the underside of the table.

4.) Attach the two middle legs next, but center them over the edge of the table. Attach the legs with only two screws each.

5.) Once the three legs have been installed, with a helper, flip the table over. **DO NOT REST THE FULL WEIGHT OF THE TABLE ON THE LEGS WHEN TURNING!** Once your 'starter' table has been flipped, it should look like this:



6.) With a helper, have one person rest the next table top on top of the legs sticking out from the edge. Use two more screws to attach the middle legs to the second table top. If you purchased an 8'x4' table, attach the fourth and final leg to the curved end of the second oval table top. If you purchased a 12' or 16' table,

each square adder section will need two post legs, centered over the edge of the table like this. Repeat steps until all sections are attached.

Questions? Please call 1-800-443-5117.

Customer Service available 8:30 - 5:00 Central Time, Monday - Friday