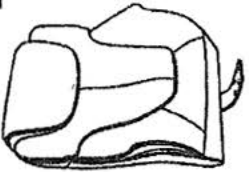

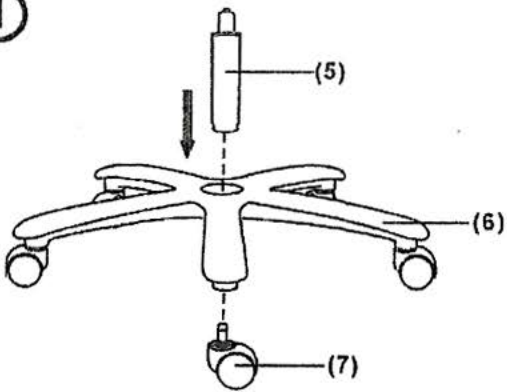
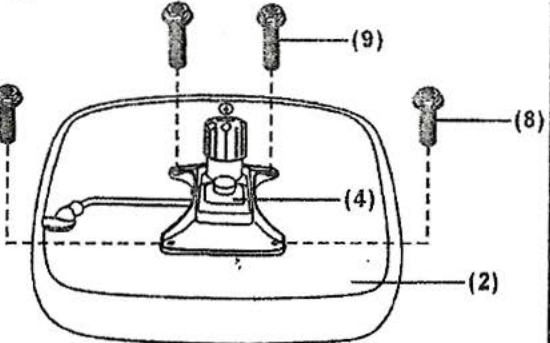


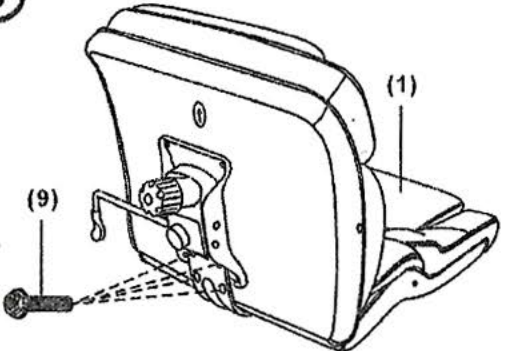

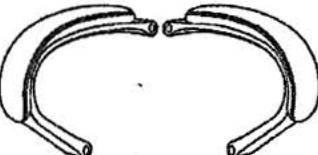

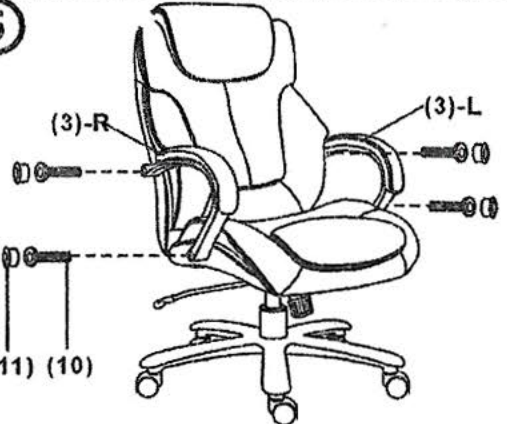



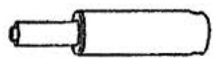




Important Assembly Note:

When attaching backrest, only attach backrest screws loosely with 2-3 revolutions per screw before aligning and connecting armrests. Once armrests are completely connected, go back to tightening down the backrest post screws completely.

<p>(1)X1</p> 	<p>(7)X5</p> 	<p>①</p> 	<p>②</p> 
<p>(2)X1</p> 	<p>(8)X2</p> 	<p>③</p> 	<p>④</p> 
<p>(3)X1(L)X1(R)</p> 	<p>(9)X6</p> 	<p>⑤</p> 	<p>⑥</p> 
<p>(4)X1</p> 	<p>(10)X4</p> 		
<p>(5)X1</p> 	<p>(11)X4</p> 		
<p>(6)X1</p> 	<p>(12)X1</p> 