



# **INSTRUCTION MANUAL**

**MODEL #860250**

**55 GALLON DRUM  
ADAPTER KIT**

## OPERATING INSTRUCTIONS

### Inspection

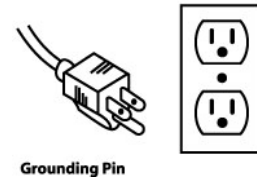
Thoroughly inspect your machine for any shipping damage. Your machine has already been thoroughly tested at the Nikro Industries manufacturing plant prior to shipping.

### Electrical Specification

This machine is designed to operate on a 15 amp, 115V., 60 hz., AC circuit. A deviation of this could cause serious damage to the unit.

### Grounding Instructions

This machine is equipped with a grounding type cord and three prong plug. Make sure that the plug is connected to an outlet with three receptacles designed for use with the three prong plug. (See Illustration) Never use an adapter with machine.



### Maintenance

Lubrication of this motor is not required as it is equipped with sealed bearings.

Always keep the air cooling intake screen free, not allowing any restriction of airflow. Airflow restriction will overheat and damage the motor.

To prolong the life of the H.E.P.A. filter, empty, clean, and replace bags and filters regularly as described in the following sections.

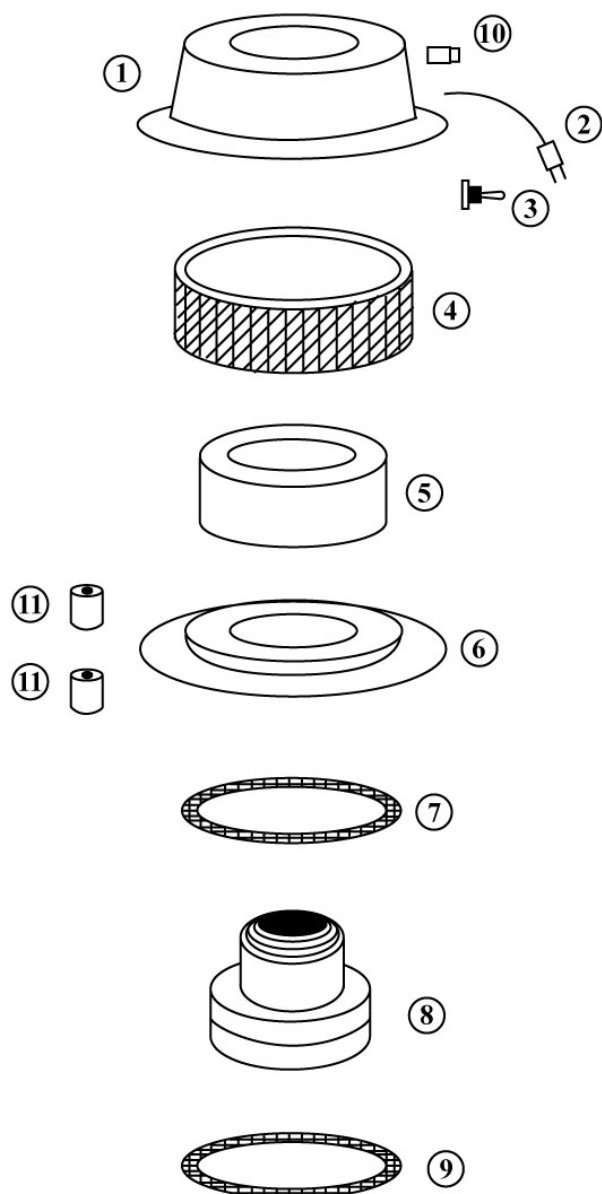
## SAFETY INSTRUCTIONS

### Read all safety instructions before using!

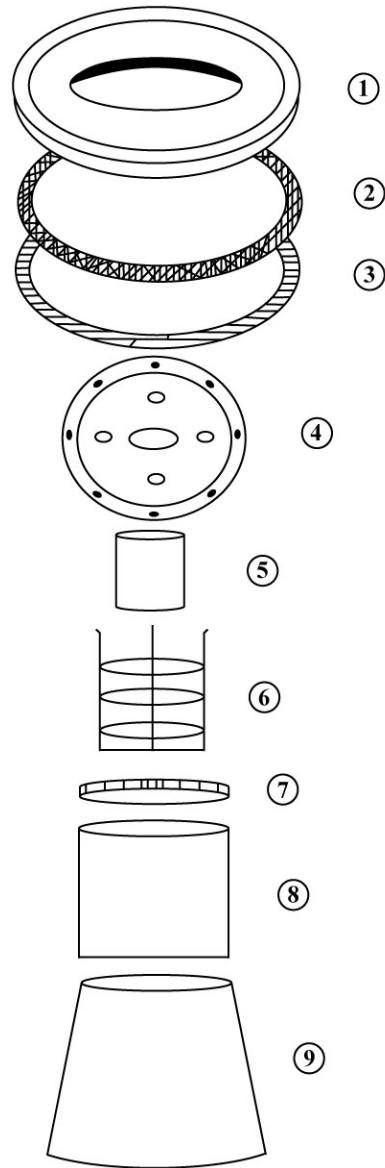
1. Electrical shock could occur if used outdoors or on wet surfaces.
2. Always store machine indoors in a dry area. If machine is dropped in water or left in rain, it should be serviced by an authorized service technician prior to plugging the unit in.
3. Prior to plugging in machine, always inspect cord for cuts and exposed wires. If these problems are found, return the machine to an authorized service technician..
4. Never use the cord as a handle, or pull the machine by using the cord.
5. Never unplug this machine or any other electrical appliance by pulling on the cord.
6. Do not wrap the cord around the dome. Wrapping the cord around the dome will restrict the motor from exhausting properly and will result in overheating and damaging the motor.
7. Keep hair, fingers, and other objects away from all moving parts and openings on this machine.
8. This vacuum cleaner should never be used in explosion-hazardous areas or to pick up combustible or flammable liquids such as gasoline, etc.
9. Never leave the machine unattended when plugged in or running.
10. Always have the switch in the OFF position before unplugging the unit.
11. Do not operate this machine with any of the openings blocked; always keep these areas free of lint and dust or any other particles that could reduce the airflow.
12. Never operate or plug in this machine or any other electrical appliance with wet hands or when standing in water.
13. This machine should never be operated without the proper filters installed in the manner described in the following pages of this manual.
14. This machine should never be serviced by anyone other than an authorized technician.
15. Use only original NIKRO replacement parts and attachments.

## **OPERATION INSTRUCTIONS**

- 1) PLUG IN POWER CORD
- 2) ON/OFF SWITCH IS LOCATED ON THE MOTOR DOME.
- 3) MAKE SURE THE VACUUM LID IS SECUREL ¥ IN PLACE ON THE VACUUM TANK.
- 4) PLACE METAL HOSE CUFF END OF HOSE INTO THE VACUUM INTAKE AND SECURE IT WITH THE INTAKE KNOB.
- 5) TURN ON THE UNIT.
- 6) PLACE DESIRED VACUUM TOOLS INTO THE PLASTIC HOSE CUFF
- 7) WHEN PICKING UP DRY MATERIALS, THE FOAM FILTER BAG AND WHITE DACRON BAG SHOULD BE USED.
- 8) WHEN PICKING UP WET MATERIALS, USE ONLY THE FOAM FILTER BAG.



REFERENCE	PART NO.	DESCRIPTION	QTY. REQ.
1	520001	MOTOR DOME	1
2	520010	POWER CORD	1
3	520015	TOGGLE SWITCH	1
4	520004	DOME FELT	1
5	520016	FOAM RIGN	1
6	520304	MOTOR HOLD DOWN	1
7	520029	UPPER MOTOR GASKET	1
8	520365	MOTOR	1
9	520029	LOWER MOTOR GASKET	2
10	520013	STAIN RELIEF	1
11	520214	LARGE SPACER	4



REFERENCE	PART NO.	DESCRIPTION	QTY. REQ.
1	860466	LID W/MTG. PLATE & GASKET	1
2	520018	LID GASKET	1
3	520014	LID EDGING GASKET	1
4	550013	FLOAT MOUNTING PLATE	1
5	520310	FLOAT	1
6	520309	FLOAT CAGE	1
7	860792	BAG CLAMP	1
8	550015	FOAM FILTER BAG	1
9	520210	DACRON FILTER BAG	1

LID ASSEMBLY

**DRUM SET-UP**  
FOR DRY PICK UP

#550015  
FOAM FILTER BAG


#520210  
DACRON FILTER BAG

#520360  
55 GALLON ADAPTOR RING  
(520360 CONSISTS OF;)

- A. #520306 55 GAL ADAPTOR RING
- B. #860582 ADPT. RING GASKET (76")
- C. #520220 INTAKE
- D. #520217 INTAKE KNOB
- E. #520216 INTAKE GASKET
- F. #540001 DOWN TUBE ELBOW
- G. #520019 LID LATCH (2 REQ.)

55 GALLON DRUM  
(OPTIONAL)

DRUM DOLLY  
(OPTIONAL)



## WARRANTY

Nikro equipment is warranted for 1 year from the date delivered to the original purchaser. Parts, which become defective due to faulty workmanship or materials during normal use in these years will be repaired or exchanged at no charge if returned and approved by an authorized Nikro service center. The freight shall be at the expense of the customer.

This warranty does not apply to normal wear and tear, neglect, misuse, or incorrect installation. If any other replacement parts, filters or attachments are used other than original Nikro parts, this warranty will become void.

This warranty does not apply to hoses, switches, lights, sensors, or breaks in cords. All motors are subject to manufacturer's warranty. Contact Nikro Industries for assistance with these items.

Nikro disclaims responsibility for loss of production, profits, or any other costs that may indirectly occur due to the failure of this product.

**NIKRO**  
INDUSTRIES, INC.