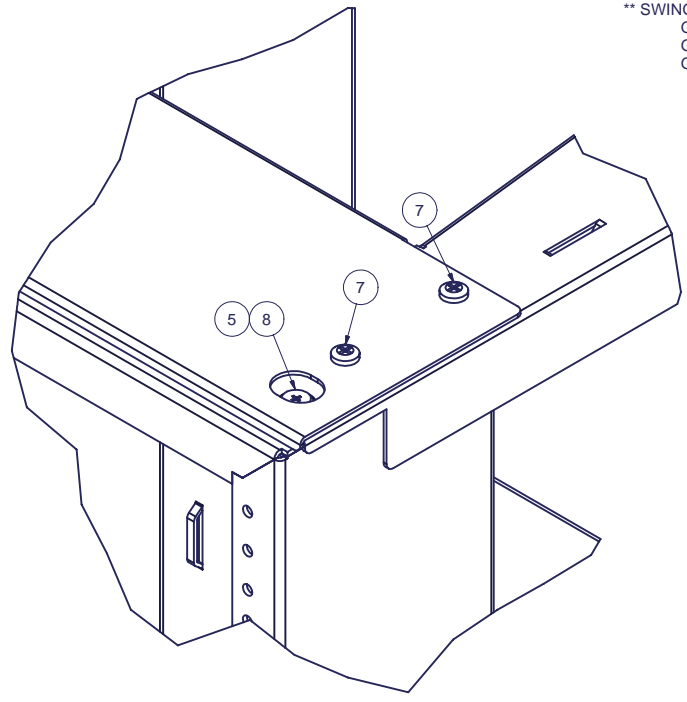


Bill of Material

ITEM	PART NUMBER	QTY	DESCRIPTION	THICKNESS
1	-	2	TOP/BOTTOM BRACE ASSEMBLY - 19"EIA SWING RACK	16 GA
2	-	1	SWING FRAME ASSEMBLY	**
3	-	2	SWING RACK SIDE ASSEMBLY - 18" DEEP	16 GA
4	-	1	REAR BRACE FOR 19" EIA SWING RACK	16 GA
5	-	2	.50" O.D. x .26" I.D. x .187"H SPACER, BLACK	-
6	-	4	ACORN NUT, #10-32, BLACK NYLON, LOCKING	-
7	-	8	#10-32 x 1/4"L PAN HEAD PHIL SCREW, BLACK	-
8	-	2	1/4"-20 x 3/4"L PHIL SCREW W/ NYLON LOCK	-



** SWING FRAME ASSEMBLY **
 GL24SR = 14 GA
 GL36SR = 14 GA
 GL48SR = 12 GA

DETAIL A

SWING RACK SPECIFICATIONS:

- PACKAGED DIMENSIONS:**
 GL24SR: 24 5/8"H x 22 1/2"W x 10 3/4"D
 GL36SR: 36 5/8"H x 22 1/2"W x 10 3/4"D
 GL48SR: 48 5/8"H x 22 1/2"W x 10 3/4"D
- SHIPPING WEIGHT:**
 GL24SR: 34 LBS
 GL36SR: 44 LBS
 GL48SR: 54 LBS
- WEIGHT CAPACITY: 100 LBS**
- WALL MOUNTING: MOUNTS TO MOST WALL TYPES WITH 5/16" HARDWARE (NOT INCLUDED)**



INTERPRET DRAWING PER ASME Y14.5M-1994
DIMENSIONAL LIMITS APPLY AFTER APPLICATION OF FINISH
DRAWING NOT TO SCALE
TOLERANCE UNLESS OTHERWISE NOTED:
ANGULAR +/- 1'
.XXXX +/- .010
.XXX +/- .015
.XX +/- .030
.X FOR REF. ONLY
UNLESS OTHERWISE SPECIFIED ALL DIMENSIONS ARE IN INCHES

NOTICE:
 Use of this document is subject to a confidentiality and nondisclosure agreement with Great Lakes Case & Cabinet Co., Inc. (GLCC) and may not be reproduced, disclosed or utilized in whole or in part without prior written authorization from GLCC.

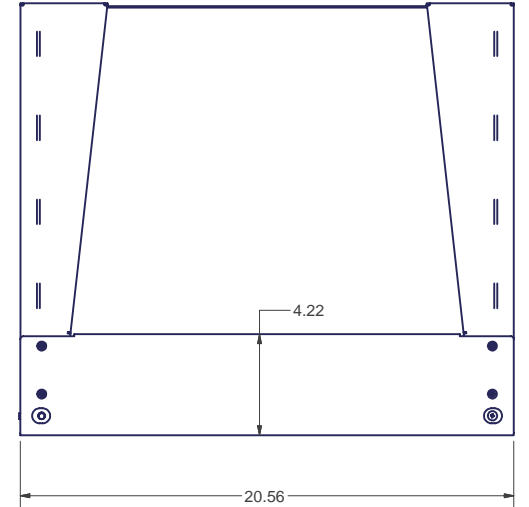
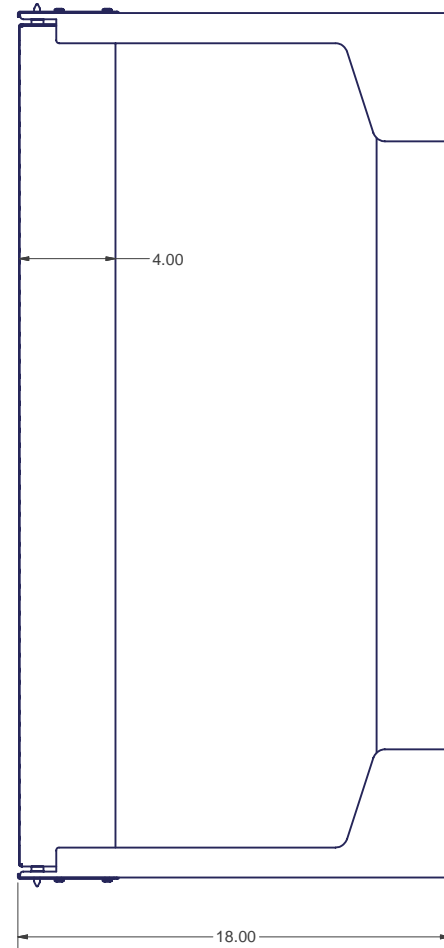
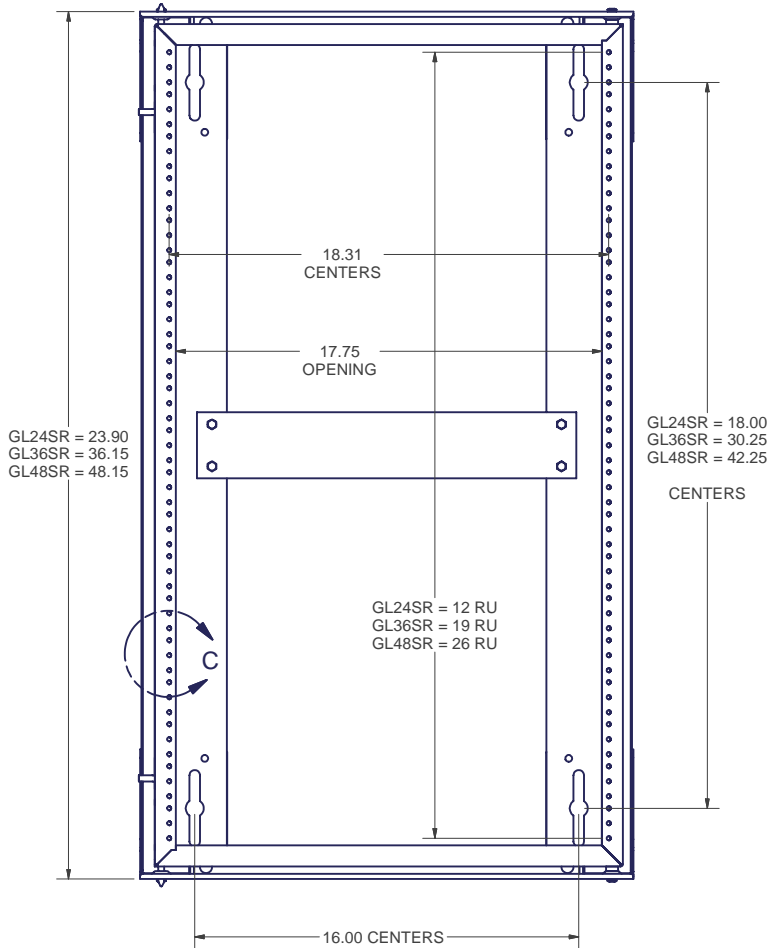
PART NUMBER:	GLxxSR
QTY PER UNIT:	1
MATERIAL TYPE:	CRS
MATERIAL GAUGE:	VARIES
FINISH:	POWDER COAT
DRAWN:	JAL
CHECKED & APP.:	WSS
DATE:	5/28/2004
DATE:	9/20/2004

TITLE	WALL MOUNT SWING RACK - 24"H, 36"H, & 48"H	
GREAT LAKES CASE & CABINET CO., INC.		
P.O. BOX 551 EDINBORO, PA 16412		
PHONE (814) 734-7303 FAX (814) 734-3907		
E-MAIL glcc@greatcabinets.com		
DWG NO:	GLxxSR	SHEET: 1 OF 2

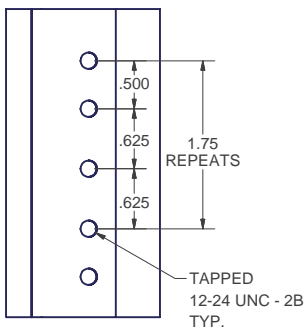
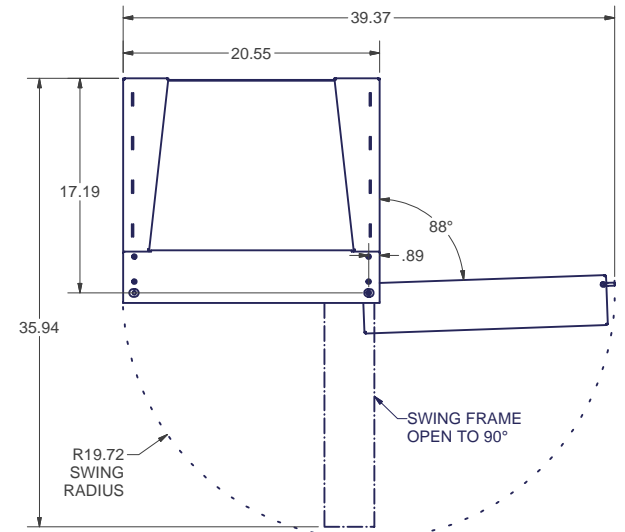
FRONT VIEW

RIGHT SIDE VIEW

**TOP VIEW
TYP. BOTTOM**



**TOP VIEW
SHOWN RIGHT HINGED, MAX SWING
CUSTOMER ASSEMBLY DETERMINES
RIGHT OR LEFT HINGE**



DETAIL C



INTERPRET DRAWING PER ASME Y14.5M-1994
DIMENSIONAL LIMITS APPLY AFTER APPLICATION OF FINISH
DRAWING NOT TO SCALE
TOLERANCE UNLESS OTHERWISE NOTED: ANGULAR +/- 1° .XXXX +/- .010 .XXX +/- .015 .XX +/- .030 .X FOR REF. ONLY
UNLESS OTHERWISE SPECIFIED ALL DIMENSIONS ARE IN INCHES

NOTICE:
Use of this document is subject to a confidentiality and nondisclosure agreement with Great Lakes Case & Cabinet Co., Inc. (GLCC) and may not be reproduced, disclosed or utilized in whole or in part without prior written authorization from GLCC.

PART NUMBER: GLxxSR
QTY PER UNIT: 1
MATERIAL TYPE: CRS
MATERIAL GAUGE: VARIES
FINISH: POWDER COAT
DRAWN: JAL CHECKED & APP. WSS
DATE: 5/28/2004 DATE: 9/20/2004

TITLE WALL MOUNT SWING RACK - 24"H, 36"H, & 48"H	
GREAT LAKES CASE & CABINET CO., INC. P.O. BOX 551 EDINBORO, PA 16412 PHONE (814) 734-7303 FAX (814) 734-3907 E-MAIL glcc@greatcabinets.com	
DWG NO: GLxxSR	REV: -
SHEET: 2 OF 2	