

GRAND DELUXE SPORT SHUFFLEBOARD TABLE

WWW.SHUFFLEBOARDFEDERATION.COM - INFO@SHUFFLEBOARDFEDERATION.COM




PRODUCT DETAILS:

- Available in 9', 12' & 14' sizes
- Traditional 1 – 2 – 3 scoring
- Grand Deluxe Sport finished width is 24"
- Cabinet is constructed of plywood and hard wood veneers
- Two or three sets of solid Poplar legs with threaded rubber-padded levelers that are easily adjusted with a standard wrench
- Optional scoring unit and lights available
- Photographed in dark walnut and natural maple
- Includes: weights (pucks), Triple Crown Yellow Ice wax and Maintenance Kit, rules and "how to play" information

SPECIFICATIONS


- 1-3/4" thick X 16" wide sport playing surface, coated with Venture Shuffleboard's exclusive hard clear synthetic lacquer
- Table gutters are tongued and grooved into frame for maximum strength
- Climatic adjustment on playfield tailor the play to your geographic location and time of year
- One year manufacturer's warranty covers parts and labor for cabinet
- Lifetime Warranty on playfield and finish in residential settings

CARPET



Mountain Rock

LEATHER



Black

Cocoa

Dove


Magnetite

Peanut

Putty

Quarry

STAIN



Bennett

Black

Gray

White

Chestnut

Dark Walnut

Mahogany

MORE INFORMATION

CALL 866-561-8667

INFO@SHUFFLEBOARDFEDERATION.COM

★★★★★
MADE IN THE
USA