

TLR-1[®]s Rail Mounted Strobing Tactical Light

Case Material: Machined aluminum construction with anodized finish. Available in Black.

Dimensions: Length: 3.26 in. (8.28 cm) Width: 1.47 in. (3.73 cm) Height: 1.44 in. (3.65 cm)

Weight: 4.18 oz (118.6 grams)*

Lens: High temperature, shock mounted, impact resistant, Boro Float Glass lens.

Light Source: C4[®] LED technology, impervious to shock with a 50,000 hour lifetime.

Light Output: Up to 8,000 candela (peak beam intensity); 160 lumens.
Deep-dish parabolic reflector produces a concentrated beam with optimum peripheral illumination.

On/Off: Ambidextrous momentary/steady On-Off switch. Double tap of momentary paddle within 0.4 seconds activates strobe.

Run Time: 2.5 hours regulated run time. Solid-state current regulation for consistent illumination level.

Battery: Two (2) 3V CR123A lithium

- Features:
- One handed snap-on and tighten interface keeps hands away from muzzle when attaching/detaching.
 - Securely fits a broad range of weapons.
 - Mounts directly to handguns with Glock-style rails and to all MIL-STD-1913 (Picatinny) rails.
 - Includes keys for Glock-style, Picatinny, Beretta 90two, S&W 99 and S&W TSW.
 - Extensively live-fire tested impact resistant construction.
 - Operating temperature: -40°F to +120°F.
 - IPX7 rated design; waterproof to 1 meter for 30 minutes.
 - User programmable strobe enable/disable.
 - Most models meet applicable European Community Directives.
 - Tethered battery door and latch mechanism prevents battery door loss while providing easy battery replacement.
 - Strobe activated on two or more momentary paddle hits for guaranteed entry into mode.

Approvals: Meets applicable European Community Directives.

Warranty Limited lifetime warranty.



* With batteries (Included in purchase)
Designed and Assembled in the USA

Item	UPC	Part #
TLR-1s Includes Rail Locating Keys for Glock style, 1913 Picatinny, S&W 99/TSW, and Beretta 90two. Lithium batteries. Boxed.	0890926-69210-7	69210



All remotes include mounting accessories.



Item	UPC	Part #
Vertical Grip with Rail - machined aluminum, hard anodized rail grabber vertical foregrip with integral Picatinny rail and storage compartment	080926-69114-8	69114
Flip Lens Red	080926-69115-5	69115
Flip Lens Blue	080926-69116-2	69116
Flip Lens Green	080926-69117-9	69117
Flip Lens IR	080926-69118-6	69118
Face cap assembly	N/A	691106
TLR Remote Door/Switch Assy (TLR-1/TLR-2 Series)	080926-69130-2	69130
TLR Remote Tape Switch Plug (TLR-1/TLR-2 Series) Straight Remote tape switch fits most right-angle grips & other aftermarket accessories	080926-69132-2	69132
TLR Remote Pressure Switch Plug Coil (TLR-1/TLR-2 Series) Shotgun coil remote switch allows for expansion of cord with pump action	080926-69134-6	69134
TLR Remote Pressure Switch Plug, Straight (TLR-1/TLR-2 Series) Long gun remote switch attaches to rail forend with included clips	080926-69135-3	69135
TLR-1/TLR-2 Series Key Kit - Includes Rail Locating Keys for Glock style, 1913 Picatinny, S&W 99/TSW, and Beretta 90two and mounting tools	080926-69175-9	69175
Holster (Nylon)	080926-69201-5	69201
H&K USP Full Size Adapter	080926-69085-1	69085
H&K USP Compact Adapter	080926-69091-2	69091
Mag Tube Rail	080926-69901-4	69901
M-16/AR-15 Rail	080926-69902-1	69902
REM 870 Rail	080926-69906-9	69906
Lithium batteries (2) Pack	080926-85175-7	85175
Lithium batteries (12) Pack	080926-85177-1	85177
Lithium batteries (400) Pack	080926-85179-5	85179



TLR Compatibility List

KEYS



The GL (Standard) system key appears somewhat thinner than the Picatinny

GL (Standard) keys fit Glock or “universal” rails. These have a cross slot about 5/32” wide.




The Picatinny key is wider than the GL (Standard) system key.

1913 (MIL-STD-1913 “Picatinny”) AND 1913 The 1913 key is wider than the standard key because the slots are nominally .206” wide. (A little more than 3/16”) The standard key will work with a Picatinny rail but the light will move back and forth with recoil unless the clamp is very tight. Some guns with a Picatinny rail still need a standard key depending on the construction of the actual rail. These will be identified for the individual guns when we test them.



The S&W key is a different shape than the other keys.

SMITH & WESSON AND TSW/99 keys have the bar extended farther back than the other keys. They are for rails having a non-standard (too short) distance between the slot and the trigger guard.



BERETTA 90two Looks like it has a Picatinny rail but dimensions are different. Use the **90two** key for the TLR.

Note: M-lights should not be used on the 90two and will fall off under recoil.

Gun Compatibility List

BERETTA:

Cx4 Storm (carbine/rifle) – TLR fits with 1913 key.

Px4 Storm (Pistol) - TLR fits with standard key.

NOTE: M lights are VERY loose.

Vertec - New polymer key – 1913

Older aluminum key – GL (Standard).

CZ:

P-01 - Should work with GL (Standard) key.

(Not tested; based on similar European version)

FN:

5.7 (with Picatinny style rail) -1913 key.

GLOCK:

Any with rails – GL (Standard) key

Cannot fit Glocks that *ARE NOT* equipped with factory rails.

HK:

USP (Full size) uses our HK adapter 69085 with a GL (standard) key.

(Compact) uses our HK adapter 69091 with a GL (standard) key.

HK P2000 (new gun) is supposed to have Picatinny rail. (NOT CHECKED)

KIMBER:

TLE RLII (1911 with rail) – Picatinny key.

RUGER:

KP345 – GL (Standard) key.

SR-9 – GL (Standard) key

SIG SAUER:

GSR or 1911 Style with flat bottom rail - Picatinny key.

ANY ALUMINUM FRAME SIG WITH A ROUND

BOTTOM RAIL: Including the **P220R**, **P229R**, etc. The Sig round bottom rail departs from the true shape of both the 1913 and Universal standards and may cause an improper fit. The TLR will work with the 1913 key but THERE WILL BE DAMAGE to the finish of both the gun and the light. The retaining screw must be TIGHT.

SP2022 - Polymer frame. Same comments as for aluminum frames, EXCEPT that the polymer frame is a little thicker and does not show marks from a clamp because it is molded from black material. PER SIG, the TLR with the 1913 key works.

SMITH & WESSON:

On the TSW and 99 models, the slot is too far back for the standard key and requires the special S&W key.

There are many different models of TSW, but as long as it's a TSW WITH A RAIL, it uses the S&W key.

Smith & Wesson M&P autoloader (new gun) takes the Picatinny key.

SIGMA – Cannot fit.

SPRINGFIELD ARMORY:

Operator (1911 with rail) – Picatinny key.

XD (4 & 5 inch barrels) – GL (Standard) key. Cannot fit 3" barrel.

WALTHER:

99 - New (2004 models) FULL SIZE ones are nearly the same as the S&W 99 and use the S&W key.

Older ones (no slot across the rail and the side grooves CLOSED in front) cannot be fitted with a TLR.

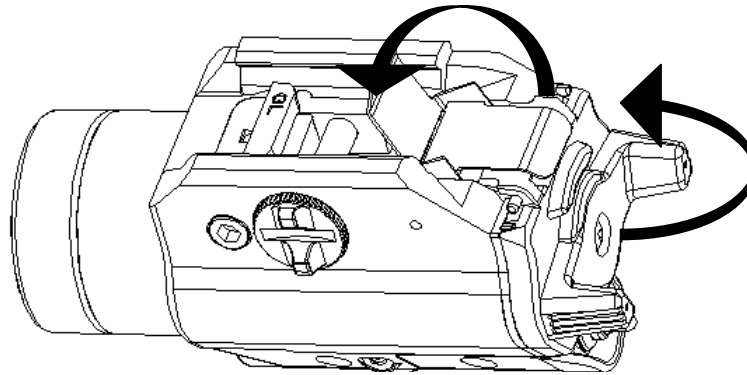
99 Compact – Cannot fit. Rail is too short.

P22 – Cannot fit. Non-standard rail.

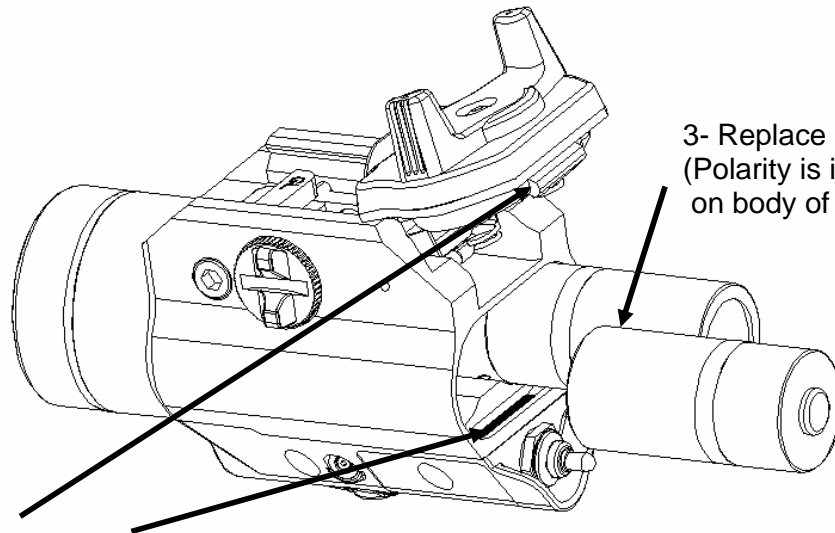
Battery Installation/Removal

THE TLR-1®s/TLR-2®s MUST BE REMOVED FROM THE FIREARM BEFORE THE BATTERY COMPARTMENT CAN BE OPENED OR CLOSED.

1- Unlock

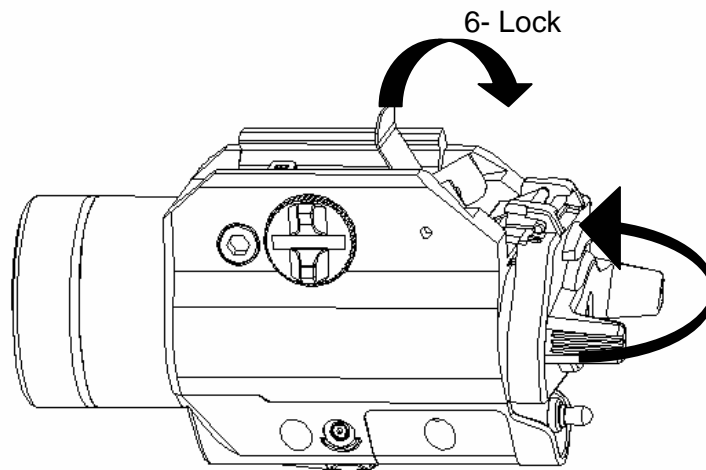


2- Swing Door Open



3- Replace Batteries
(Polarity is indicated
on body of flashlight)

4- Insert Tab into Slot to Close Door



6- Lock

5- Swing Door Closed
(Apply Force)

