

PCA® Spray Faucet Attachment - 0.5 gpm max Pressure compensating Small Size

Features and Benefits

- Pressure compensating for constant flow from 20 to 80 psi.
- Provides non-splashing, non-aerated spray.
- Anti-clogging dome screen filters sediment and particles.
- Color-coded to identify flow rate.
- Virtually unbreakable single piece insert ensures a longer usable life.
- Available housing finishes: chrome.
- Marking: roll (custom and/or statutory mark) or laser for vandal proof housings only (custom logo possible).
- Rubber washer.

Certification

ANSI/NSF 61
ASME A112.18.1M
CSA B125

Designation & Thread Sizes

Designation	Thread Size
Insert only	
Small male	13/16"-27
Small female	3/4"-27
Small male vandal proof	13/16"-27
Small female vandal proof	3/4"-27
Vandal key	

*Other combinations also available

Housings



Small Male



Small Male VP



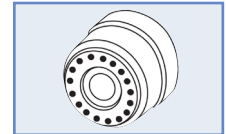
Small Female



Small Female VP

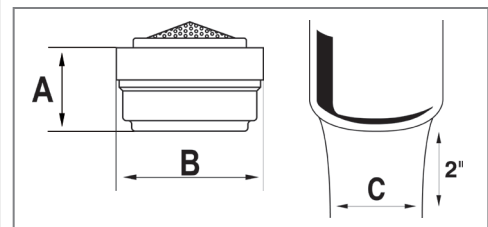
Insert Color Code

Dome: White	Diffuser: Lime Green	Basket: Gray
-------------	----------------------	--------------

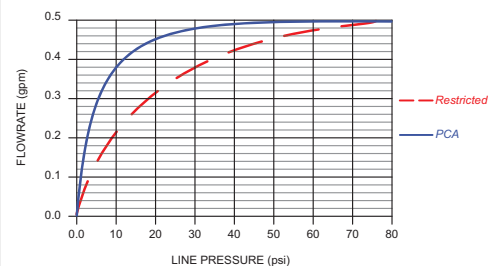


Dimensions

No	mm	In
A	10.35	.407
B	18.20	.717
C	≈ 22	≈ 7/8



Flow Rate Curve



Technical Data

Material:

Body: Acetal
O-ring: EPDM
Washer: EPDM

Working temperature: 150°F
Working pressure: 125 psi