Buy at SVIDEO.COM

Comprehensive Scopes 2

Intuitive Applied Vision™ 4 Software included with digital models

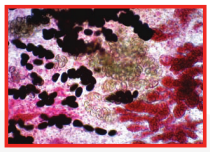

Sheep liver cells captured with AV4 software



Mouth parts of Cockroach captured with AV4 software

7200UM Video Flex ® connected to T-19021C for digital solution

T-19641C connected directly to laptop for digital solution

Applied Vision™ 4 (AV4) Software

- Interactive Whiteboard (IWB) compliant
- Cross-platform support for (Windows, Mac & Linux)
- Multiple camera support
- Full-screen viewing
- Video recording
- Still image capture
- Image editing & analysis
- Time lapse recording
- Video rotation
- Digital zoom
- 3-D rendering
- Measurement

ken-a-vision KNOWLEDGE THROUGH VISION

www.ken-a-vision.com

For over 60 years, Ken-A-Vision has created innovative and award-winning products.

Global Headquarters
Ken-A-Vision Mfg. Co., Inc.
5615 Raytown Road
Kansas City, MO 64133, USA
Tel: +1-816-353-4787
Fax: +1-816-358-5072
solutions@ken-a-vision.com

International Office
Ken-A-Vision International GmbH
Alte Bohle 33
D-50321 Brühl, Germany
Tel: +49-2232-28197
Fax: +49-2232-200897
intl@ken-a-vision.com

Ken-A-Vision is certified to ISO 9001:2000.
All specifications are subject to change without notice.
© 2009, Ken-A-Vision Mfg. Co., Inc. products are covered by domestic and international patent(s), patents pending, trademarks and copyrights.
(BRO-119001C)

Comprehensive Scopes 2

Ken-A-Vision® introduces the new Comprehensive Scope 2 line –
Modern, unique, practical and reliable.

We worked with science educators in designing and developing this line of microscopes that not only provides superior image quality, but offers you features like the flip-up handle for easy carrying and ergonomic focus knobs for comfort. Go cordless or corded, and when you're done with the power cord, put it in the handy storage compartment so you don't lose it.

We offer 5 optional heads, 2 stages, and with the 4-hole reversed nosepiece, the option of adding a 100x objective lens. So you could start with a basic base model with a monocular head and standard stage and later upgrade it with a Seidentöpf binoncular digital head and a mechanical stage. Whatever your need or budget, we'll provide you the right solution.

Features

- Digital models: T-19541C and T-19641C include Applied Vision™ 4 Software
- Optimized total cost of ownership
- Rechargeable NiMH batteries
- 5 optional modular heads
- Protective surface guards
- 10x wide field eyepiece(s)
- Ken-A-Vision cool lighting
- Achromatic objectives
- Light dimmer (rheostat)
- Power cord / charger storage compartment
- Anti-slip focus knobs
- Red Flip-up handle
- Assembled in USA
- 10 year warranty

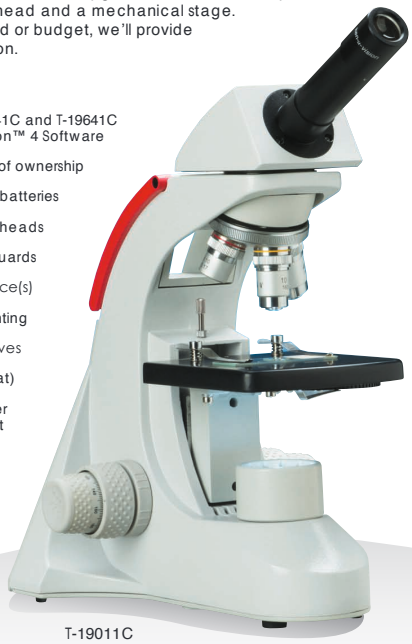
T-19011C

T-19011C

T-19021C

T-19031C

T-19541C

T-19641C

Special Integrated Features

USB connection in head for digital models

Storage compartment for the power cord/charger


Sturdy flip-up handle for easy carrying

Ergonomically positioned anti-slip focus knobs

Built for your interactive classroom.

ken-a-vision®
KNOWLEDGE THROUGH VISION

www.ken-a-vision.com