

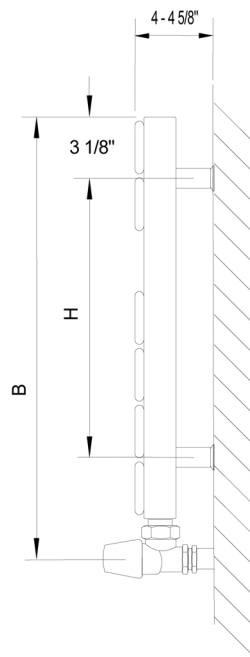
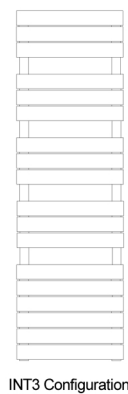
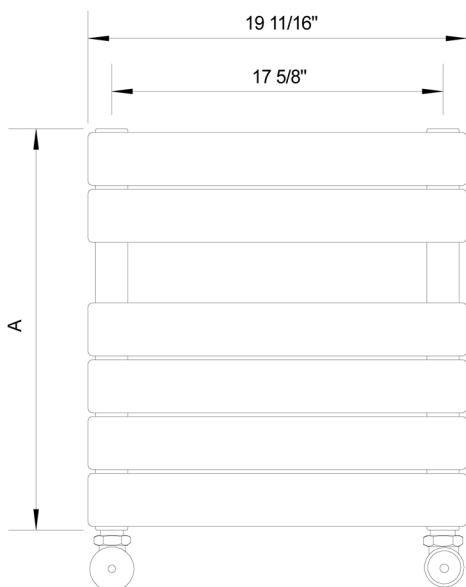
## INTERLUDE INT

A simple yet elegant design from Myson

- Available in three size options.
- Finishes: Baked epoxy powdercoat white finish.
- Manufactured from high quality steel alloy.
- Output: 1024 to 2506 Btu/hr.
- Carries a 5 year warranty against any manufacturing defects. For complete details on the Myson warranty please refer to the [Warranty section](#) on this site or contact Myson at 1-800-698-9690
- Download the [Interlude INT Technical Data Sheet](#)



Model	Btu/hr $\Delta 85^{\circ}\text{F}$	Overall Height (in)	Overall Width (in)	Variable Projection (in)	Tube Diameter (in)	Approx. Shipping Weight (lbs)
Interlude INT1	1024	20 7/8"	19 11/16"	4 1/4" - 4 7/8"	Square style	40
Interlude INT2	1692	39 5/8"	19 11/16"	4 1/4" - 4 7/8"	Square style	48
Interlude INT3	2506	59 1/4"	19 11/16"	4 1/4" - 4 7/8"	Square style	54



### Technical Information

- Flat Panel
- Closed Loop Installation Only
- Steel Construction
- 1/2" Copper Rough-in
- Modern Valves & Sleeve Kit