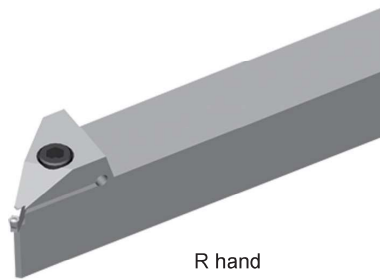
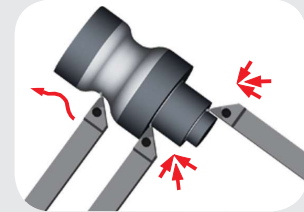
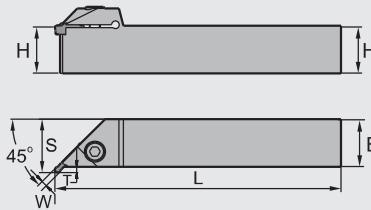














Precision grooving and turning tools



R hand



Type		Dimension(inch)					Applicable inserts	Screw	Wrench
		H×B	L	S	W	a_{max}			
QXFD	12-03CR/L03	0.750×0.750	5	0.906	0.118	0.118	 ZR(T)FD03-EG ZR(T)FD03-MG	 GB70-85-M6×20	 WH50L
	16-03DR/L03	1.000×1.000	6	1.102					
	20-03ER/L03	1.250×1.250	7	1.378					
QXGD	12-04CR/L03	0.750×0.750	5	0.906	0.157	0.118	 ZR(T)GD04-EG ZR(T)GD04-MG	 GB70-85-M6×20	 WH50L
	16-04DR/L03	1.000×1.000	6	1.102					
	20-04ER/L03	1.250×1.250	7	1.378					
QXHD	12-05CR/L04	0.750×0.750	5	0.945	0.197	0.157	 ZR(T)HD05-EG ZR(T)HD05-MG	 GB70-85-M6×20	 WH50L
	16-05DR/L04	1.000×1.000	6	1.142					
	20-05ER/L04	1.250×1.250	7	1.417					
QXKD	12-06CR/L04	0.750×0.750	5	0.945	0.236	0.157	 ZR(T)KD06-EG ZR(T)KD06-MG	 GB70-85-M6×20	 WH50L
	16-06DR/L04	1.000×1.000	6	1.142					
	20-06ER/L04	1.250×1.250	7	1.417					

B