

etched plaques



ETCHED PLAQUES

Extremely detailed and crafted to last, an etched plaque will ensure that your message attracts attention.

Etched plaques come in any of seven metals, from aluminum to zinc, and work equally well in interior or exterior settings. They can be custom-cut to any shape for uses ranging from room identifiers to donor panels. Consider an etched plaque when you want:

- Fine detail and crisp text
- Exact reproduction of artwork
- ADA compliant signage



2.1 SPECIFICATIONS

2.2 PRICING

2.3 SPECIAL PRODUCTS

ETCHED PLAQUE SPECIFICATIONS

CHOOSE MATERIAL, SURFACE AND BACKGROUND FINISHES

Etched plaques are available in seven metals: aluminum, stainless steel, zinc, commercial bronze, brass, muntz and copper.

1. CHOOSE MATERIAL AND SURFACE FINISH

ALUMINUM

Aluminum Association
Standard: Alloy 6061
Standard sized sheet:
48"W x 96"L

SATIN
ALUMINUM

POLISHED
ALUMINUM

STAINLESS STEEL

Standard: Alloy 304
Optional: Alloy 316
Standard sized sheet:
48"W x 96"L

SATIN
STAINLESS
STEEL

POLISHED
STAINLESS
STEEL

ORBITAL
STAINLESS
STEEL

ZINC

Standard sized sheet:
24"W x 36"L
Available thickness:
.064", .125", .153"

SILVERTONE
ZINC

BRONZETONE
ZINC

BRASSTONE
ZINC

TWO COLOR
PAINTED ZINC

COMMERCIAL BRONZE

Copper Development Association
Alloy C22000; 90% Copper,
10% Zinc
Standard sized sheet:
48"W x 96"L

SATIN
COMMERCIAL
BRONZE

POLISHED
COMMERCIAL
BRONZE

LIGHT
OXIDIZED
COMMERCIAL
BRONZE

MEDIUM
OXIDIZED
COMMERCIAL
BRONZE

DARK
OXIDIZED
COMMERCIAL
BRONZE

BRASS

Copper Development Association
Alloy C26000; 70% Copper,
30% Zinc
Standard sized sheet:
36"W x 96"L

**SATIN
BRASS**

**POLISHED
BRASS**

**LIGHT
OXIDIZED
BRASS**

**MEDIUM
OXIDIZED
BRASS**

**DARK
OXIDIZED
BRASS**

MUNTZ

Copper Development Association
Alloy C28000; 60% Copper,
40% Zinc
Standard sized sheet
48"W x 96"L

**SATIN
MUNTZ**

**POLISHED
MUNTZ**

**LIGHT
OXIDIZED
MUNTZ**

**MEDIUM
OXIDIZED
MUNTZ**

**DARK
OXIDIZED
MUNTZ**

COPPER

Copper Development Association
C11000
Standard sized sheet:
36"W x 96"L

**SATIN
COPPER**

**POLISHED
COPPER**

**LIGHT
OXIDIZED
COPPER**

**MEDIUM
OXIDIZED
COPPER**

**DARK
OXIDIZED
COPPER**

DIGITAL PRINTING

Full-color graphics, including wood grains, can be printed in recesses and on raised elements with provided artwork.

Add \$1.50 per sq. in.
Square inch printing cannot exceed 48" x 120"

ETCHED PLAQUE SPECIFICATIONS

2.1

Etched plaques can be machined and/or cut into a variety of shapes to fit into virtually any design environment.

2. CHOOSE BACKGROUND COLOR

- A. Dark Bronze M-313
- B. Medium Bronze M-312
- C. Light Bronze M-311
- D. Black
- E. Dark Brown
- F. Golden Bronze M-40
- G. Dark Grey M-9
- H. Medium Grey M-8
- I. Light Grey M-5
- J. Beige M-65
- K. Cream M-71
- L. Ivory M-58
- M. Dark Blue M-28
- N. Medium Blue M-25
- O. Light Blue M-20
- P. Maroon M-118
- Q. Dark Red M-115
- R. Red M-107
- S. Green M-38
- T. Orange M-102
- U. White

Custom Colors Also Available

Custom-matched color \$110 additional (minimum) charge. Submit PMS color matching system numerical designation.



3. CHOOSE PROTECTIVE COATING

Protective clear coatings are used on all metals except stainless steel and polished aluminum.

Coatings are available in the following finishes:

Gloss - standard clear coating; high sheen

Satin - standard for ADA signage; mild sheen

Semi-Gloss - medium sheen

Matte - no sheen



MOST POPULAR

4. CHOOSE BORDER

CORNERS

A. Square Corners

90° is standard unless otherwise specified

B. Radius Corners

Specify required radius




EDGES

C. Square Edge

90° is standard unless otherwise specified

D. Bevel Edge

Standard bevel is 45° and is applied to one half the material thickness. Bevel edges are not available on $\frac{1}{16}$ " thickness.



Call for pricing

CUSTOM SHAPES

In addition to the corners and edges above, custom shapes are also available.

Call for pricing

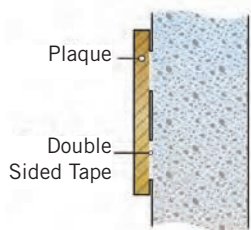


Etched and Infilled Zinc • Light Blue Background
Recessed Single Line Edge • Matte Protective Coating

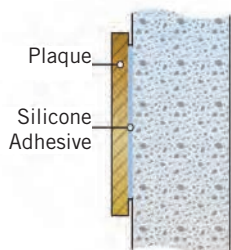


Waterjet-Cut and Etched Stainless Steel • Black Color
No Texture • No Edge • Semi-Gloss Protective Coating

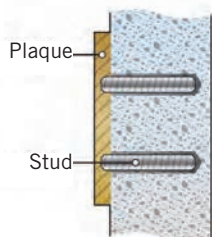
5. CHOOSE MOUNTING METHOD



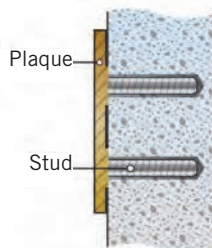
Double-Faced Tape
Provided upon request.



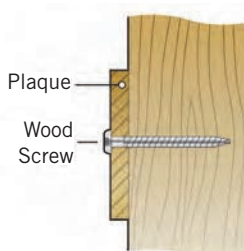
Silicone Mount
Provided upon request.
Recommended with double-faced tape.



Stud Mount
Recommended for concealed mounting to solid walls. Standard length for threaded studs is 1½". Custom lengths available.



Back of etching is drilled and tapped if plaque is ¼" or thicker. Studs are spot welded on the back if plaque is less than ¼" thick. Studs are not recommended on 1/16" thickness or less due to "dimpling."



Through The Face Mount
Specify type of fastener, location and size of holes and whether or not the holes must be countersunk. Hardware provided upon request. Specify screw type, material, size, length, head style and finish.

FONT / LINE MINIMUMS

Aluminum

Minimum Line Weight 1.5 Points
Minimum Font Size

Raised up/lc 10pt
RAISED CAPS 8pt

Recessed up/lc 8pt
RECESSED CAPS 8pt

Raised up/lc 10pt
RAISED CAPS 8pt

Recessed up/lc 8pt
RECESSED CAPS 8pt

Stainless Steel

Minimum Line Weight 1 Point
Minimum Font Size

Raised up/lc 8pt
RAISED CAPS 8pt

Recessed up/lc 8pt
RECESSED CAPS 8pt

Raised up/lc 10pt
RAISED CAPS 10pt

Recessed up/lc 10pt
RECESSED CAPS 10pt

Brass, Commercial Bronze & Muntz

Minimum Line Weight 1 Point
Minimum Font Size

Raised up/lc 8pt
RAISED CAPS 8pt

Recessed up/lc 8pt
RECESSED CAPS 8pt

Raised up/lc 12pt
RAISED CAPS 12pt

Recessed up/lc 10pt
RECESSED CAPS 8pt

Copper

Minimum Line Weight 1 Point
Minimum Font Size

Raised up/lc 8pt
RAISED CAPS 8pt

Recessed up/lc 8pt
RECESSED CAPS 8pt

Raised up/lc 12pt
RAISED CAPS 12pt

Recessed up/lc 10pt
RECESSED CAPS 8pt

Zinc

Minimum Line Weight 1 Point (raised)
.75 Point (recessed)
Minimum Font Size

Raised up/lc 8pt
RAISED CAPS 8pt

Recessed up/lc 8pt
RECESSED CAPS 8pt

Raised up/lc 8pt
RAISED CAPS 8pt

Recessed up/lc 8pt
RECESSED CAPS 8pt

GRAPHIC SPECIFICATIONS

Artwork

The etching process creates plaques with two levels of graphics — recessed and raised. See page 99 for additional graphic requirements.



Etching Depth

Depths may range from .010" to .020" dependent upon size, detail of artwork and material selected.



Halftones

Halftone photographs have a shallow etching depth of .003" to .007". Photo must be 300 DPI.

Add \$138 to plaque price



Recessed Graphics

Infilled with a painted color.

Brass alloys may be chemically oxidized to appear darker.



Raised Graphics

Background painted or chemically oxidized, depending on material.

Small lettering with fine serifs is not recommended.



Stencil-Cut Graphics

Ideal for signage with dissimilar metals. Requires backlighting or it exposes the installation wall.

Also used for accurate placement of holes and cut-out areas.



Pricing is per square inch. Call for quantity pricing.
Pricing is for incised or raised copy.

**COMMERCIAL
BRONZE**

		COMMERCIAL BRONZE					
1/16" Thickness		1/8" Thickness		3/16" Thickness		1/4" Thickness	
Satin/ Orbital	Polished/ Oxidized	Satin/ Orbital	Polished/ Oxidized	Satin/ Orbital	Polished/ Oxidized	Satin/ Orbital	Polished/ Oxidized
\$125 ea.	\$168 ea.	\$132 ea.	\$185 ea.	\$140 ea.	\$195 ea.	\$146 ea.	\$205 ea.
5.00	7.00	5.50	7.70	5.80	8.12	6.10	8.54
4.40	6.16	4.70	6.58	5.30	7.42	5.40	7.56
3.50	4.90	3.70	5.18	4.10	5.74	4.40	6.16
3.30	4.62	3.40	4.76	3.70	5.18	4.10	5.74
2.80	3.92	3.00	4.20	3.50	4.90	3.70	5.18
Call for quote							

COPPER

		ETCHED YELLOW BRASS		or	COPPER			
1/16" Thickness		1/8" Thickness		3/16" Thickness		1/4" Thickness		
Satin/ Orbital	Polished/ Oxidized	Satin/ Orbital	Polished/ Oxidized	Satin/ Orbital	Polished/ Oxidized	Satin/ Orbital	Polished/ Oxidized	
\$130 ea.	\$182 ea.	\$140 ea.	\$195 ea.	\$146 ea.	\$205 ea.	\$156 ea.	\$218 ea.	
5.40	7.56	5.80	8.12	6.10	8.54	6.50	9.10	
4.60	6.44	5.00	7.00	5.40	7.56	5.60	7.84	
3.60	5.04	4.00	5.60	4.30	6.02	4.60	6.44	
3.10	4.34	3.40	4.76	3.70	5.18	4.30	6.02	
2.90	4.06	3.10	4.34	3.60	5.04	4.00	5.60	
Call for quote								

**MUNTZ
METAL**

		MONTE METAL					
1/16" Thickness		1/8" Thickness		3/16" Thickness		1/4" Thickness	
Satin/ Orbital	Polished/ Oxidized	Satin/ Orbital	Polished/ Oxidized	Satin/ Orbital	Polished/ Oxidized	Satin/ Orbital	Polished/ Oxidized
\$130 ea.	\$182 ea.	\$140 ea.	\$195 ea.	\$146 ea.	\$205 ea.	\$156 ea.	\$218 ea.
5.40	7.56	5.80	8.12	6.10	8.54	6.50	9.10
4.60	6.44	5.00	7.00	5.40	7.56	5.60	7.84
3.60	5.04	4.00	5.60	4.30	6.02	4.60	6.44
3.10	4.34	3.40	4.76	3.70	5.18	4.30	6.02
2.90	4.06	3.10	4.34	3.60	5.04	4.00	5.60
Call for quote							



CALL FOR PRICING
ON MATERIALS
OVER 1/4" THICK.

ETCHED ALUMINUM

SIZE SQ. IN.

Up to 24
25 - 49
50 - 99
100 - 179
180 - 750
751 - 1500
Over 1500

1/16" Thickness		1/8" Thickness		3/16" Thickness		1/4" Thickness	
Satin/ Orbital	Polished/ Oxidized	Satin/ Orbital	Polished/ Oxidized	Satin/ Orbital	Polished/ Oxidized	Satin/ Orbital	Polished/ Oxidized
\$96 ea.	\$134 ea.	\$104 ea.	\$145 ea.	\$110 ea.	\$155 ea.	\$120 ea.	\$168 ea.
4.00	5.60	4.30	6.02	4.60	6.44	5.00	7.00
3.30	4.62	3.80	5.32	4.00	5.60	4.40	6.16
2.40	3.36	2.80	3.92	3.10	4.34	3.50	4.90
2.00	2.80	2.50	3.50	2.80	3.92	3.00	4.20
1.80	2.52	2.30	3.22	2.60	3.64	2.80	3.92
Call for quote							

STAINLESS STEEL

Alloy 304 is standard
Add 30% for Alloy 316

SIZE SQ. IN.

Up to 24
25 - 49
50 - 99
100 - 179
180 - 750
751 - 1500
Over 1500

1/16" Thickness		1/8" Thickness		3/16" Thickness		1/4" Thickness	
Satin/ Orbital	Polished	Satin/ Orbital	Polished	Satin/ Orbital	Polished	Satin/ Orbital	Polished
\$100 ea.	\$142 ea.	\$108 ea.	\$152 ea.	\$115 ea.	\$162 ea.	\$125 ea.	\$175 ea.
4.20	5.88	4.50	6.30	4.80	6.72	5.20	7.28
3.50	4.90	4.00	5.60	4.20	5.88	4.60	6.44
2.60	3.64	3.00	4.20	3.30	4.62	3.70	5.18
2.30	3.22	2.60	3.64	3.00	4.20	3.40	4.76
2.10	2.94	2.40	3.36	2.80	3.92	3.20	4.48
Call for quote							

ETCHED ZINC

Maximum Size for Zinc

Maximum etching area is 36" x 24" with raised border
Maximum etching area with no border is 34" x 22"

SIZE SQ. IN.

Up to 24
25 - 49
50 - 99
100 - 179
180 - 750
751 - 1500
Over 1500

1/16" Thickness		1/8" Thickness		3/16" Thickness	
1 color	Bronze or Brass Tone or 2 color	1 color	Bronze or Brass Tone or 2 color	1 color	Bronze or Brass Tone or 2 color
\$96 ea.	\$134 ea.	\$104 ea.	\$145 ea.	\$110 ea.	\$155 ea.
4.00	5.60	4.30	6.02	4.60	6.44
3.30	4.62	3.80	5.32	4.00	5.60
2.40	3.36	2.80	3.92	3.10	4.34
2.00	2.80	2.50	3.50	2.80	3.92
1.80	2.52	2.30	3.22	2.60	3.64
Call for quote					

ADA-COMPLIANT PRODUCTS

Make your sign ADA compliant with etched Braille, Raster Braille or tactile lettering. We recommend zinc for ADA signage, as it is easily etched to almost any depth; cost-effective; and appropriate for both indoor and outdoor use.

Deep-etching to comply with ADA requirements is .032" and can be accommodated, depending on the artwork, in all metals except aluminum.

Create a premium sign by adding Raster Braille and/or tactile letters and logos to all of your metal signs for \$6 per character.

Available On:

- Commercial Bronze
- Brass
- Copper
- Muntz Metal
- Aluminum
- Stainless Steel



Etched Silvertone Zinc • Raised Single Line Border
Raised text with ADA Braille • Satin Clear Coat



Etched Fully Painted Zinc • Raised Text with ADA Braille



Etched Silver Tone Zinc • Medium Blue Background Color
Rolled To Fit Customer-Provided Frame