

specialty products



SPECIALTY PRODUCTS

A rare achievement deserves a rare tribute: A portrait in bronze. A statue. A personalized donor wall or a one-of-a-kind trophy.

When you want to honor a truly unique person, event or organization, come to Matthews. We will work with you to create a beautiful and enduring object that both you and your dedicatee will be proud of. And we will attend to every last detail: from the proper placement of your statuary to the right kind of pole to mount your plaque.

Let us hear about the great achievements you want to recognize. Contact us at 800.950.1317 so we can get started today.

7.1 STATUARY & SCULPTURE

7.2 TROPHIES & AWARDS

7.3 DONOR RECOGNITION


7.4 DONOR TREES

7.5 POSTS & POLES



Statuary from Matthews is an unforgettable way to create a new dimension of beauty and permanence.

With every inch representing painstaking effort, Matthews statuary and sculpture can be crafted in any size and format you desire. If you are looking for a truly unique way to recognize a person, event or organization, Matthews' sculptors can turn any creative idea into a visual masterpiece.



Cast Bronze Statue • Antique Finish



Bronze Sculpture • Antique Finish



Bronze Statue • Antique Finish



Bronze Statue • Antique Finish

Available in a variety of materials and styles, trophies can be created in the size and shape that best suit the event or the individual receiving the award. Unique trophies and awards have been created using cast plaques and etched plaques. ImageCast™ is often used to capture special moments in sports. Custom statuary can also be designed to your special requirements.



Cast Bronze on Wood Mount • Antique Finish



ImageCast™ Bronze • Antique Bronze Color
Antique Finish • Travertine Texture • Clear Lacquer



Custom Trophy Produced to Customer Specifications

Public recognition of all levels of donors is enhanced with cast bronze and aluminum plaques. Multiple contributors to a fundraising campaign can be recognized on a large plaque. Cast metal plaques also provide a distinctive way to honor a single benefactor. Donor recognition is even used in outdoor walkways where cast bronze endures the heaviest foot traffic.



Bronze Plaque • Dark Oxide Background Color • Leatherette Texture
Single Line Bevel Edge • Diamond Shield® Coating



Etched Muntz Metal • Black Infill • Satin Finish On Raised Areas

Matthews' donor trees offer a wide variety of designs, many of which can be added onto as needed.

All trees are for interior application only.

Call for custom tree designs.

Engraving can be added to tree trunks for an additional charge.

ACRYLIC TREE TOPS


Tops are fabricated from $\frac{1}{4}$ " thick clear acrylic sheet and project 1" from the wall surface.

Optional colors include:

- #2539 Solar Bronze for use with cast bronze trunk
- #2514 Solar Gray for use with cast aluminum trunk

Add \$468 to price of tree for optional colors

Add \$468 to price of tree for custom knot hole and text



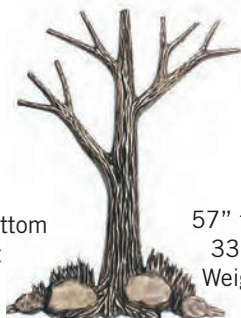
Customized T1 • Cast Bronze Tree Trunk • Knot Hole
Antique Finish • Diamond Shield® Coating

TRUNK DESIGNS

Traditional trunk designs are sculpted bas-relief and cast in solid bronze with an antique finish and protective lacquer.



T1, T2, T3, T8, T9, T10
40" left to right x 46" top to bottom
4" deep at its highest point
Weight: approx. 85 lbs.



T4, T6, T7
57" tall; 35" base width;
33" wide at branches
Weight: approx. 85 lbs.



T5, T11, T12
42" tall; 21 $\frac{1}{4}$ " base width;
25" wide at branches
Weight: approx. 85 lbs.

LEAVES

Die cut from 0.020" leaded brass with a satin grain finish. Leaves are shipped pre-installed on the acrylic tree. Silver-colored aluminum and copper leaves also available.



Extra French Curve Leaves
(for T4, T5, T6 and T8)
4 $\frac{3}{4}$ " x 2 $\frac{1}{8}$ " x .020"
Add \$6.80 per leaf



Extra Standard Leaves
(for T1, T2, T3, T7, T9, T10, T11 and T12)
4" x 1 $\frac{9}{16}$ " x .020"
Add \$6.80 per leaf



Extra Leaves for Keepsake Tree
2 $\frac{3}{4}$ " x 1 $\frac{3}{8}$ " x .020"
Add \$6 per leaf

STONES

Sculpted cast bronze with a .020" leaded brass plate attached to the surface for engraving.



Rock-Edge Donor Stone
(pattern #3284)
Can accommodate up to four lines of inscription.
Lettering is raised and cast integral with the stone.
12" x 8" • Add \$406 per stone



Large Bronze Stone
7 $\frac{1}{2}$ " x 5"
Add \$160 per stone



Small Bronze Stone
5 $\frac{1}{2}$ " x 3 $\frac{1}{2}$ "
Add \$124 per stone




Replacement Blank Brass Plate
4 $\frac{3}{4}$ " x 2 $\frac{3}{4}$ " x .020"
5 $\frac{3}{4}$ " x 3 $\frac{7}{8}$ " x .020"
Add \$18 per stone

Engraving Available - Up to 2 lines of copy on brass leaves or stones. Add \$18 per leaf or stone • \$66 Minimum

KEEPSAKE TREES


Sculpted trees are cast entirely in bronze with .020" brass leaves mounted to the tree top.



11" x 9"
4-7 leaves
Price of tree \$300



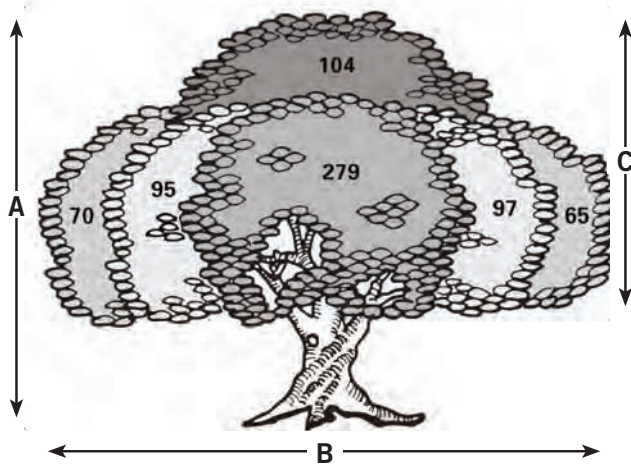
15" x 12"
8-12 leaves
Price of tree \$414
Halftone portrait etched on 6" x 4" x $\frac{1}{8}$ " bronze sheet
Add \$450 to price of tree



19" x 16"
12, 14, 16 or 19 leaves
Price of tree \$660

DONOR TREE PRICING

7.4

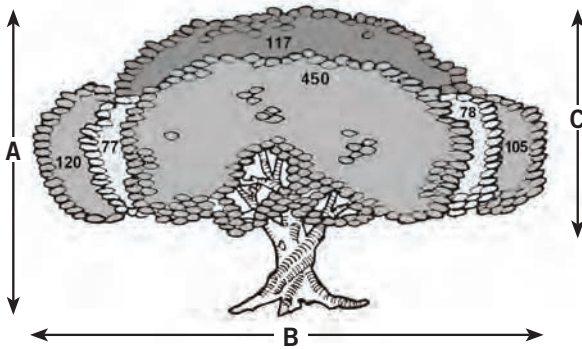


T1 TREE (Standard)

	No. of Leaves	Total Height (Dim. A)	Total Width (Dim. B)	Acrylic Top Height (Dim. C)	Price
BASE TREE	279	72"	63"	48"	\$8,700
	192	72"	100"	48"	3,000
ADD-ONS	104	87"	100"	65"	1,700
	135	87"	125"	65"	2,400

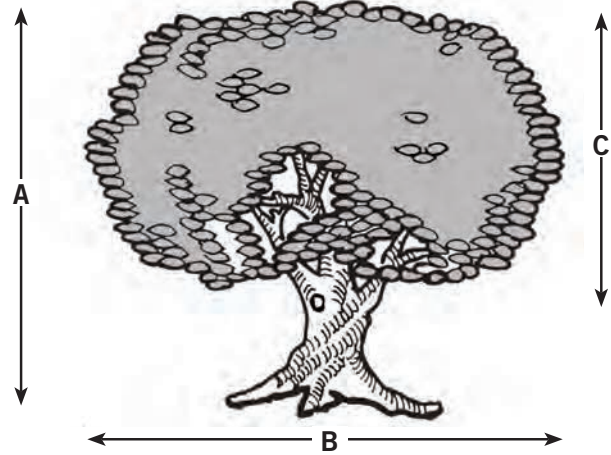
T8 TREE (French Curve)

188 (French Curve)	72"	72"	48"	\$8,700
--------------------	-----	-----	-----	---------



T3 TREE (Standard)

	No. of Leaves	Total Height (Dim. A)	Total Width (Dim. B)	Acrylic Top Height (Dim. C)	Price
BASE TREE	450	72"	90"	48"	\$11,600
	155	84"	115"	48"	2,700
ADD-ONS	225	84"	127"	60"	3,712
	117	84"	91"	60"	1,966



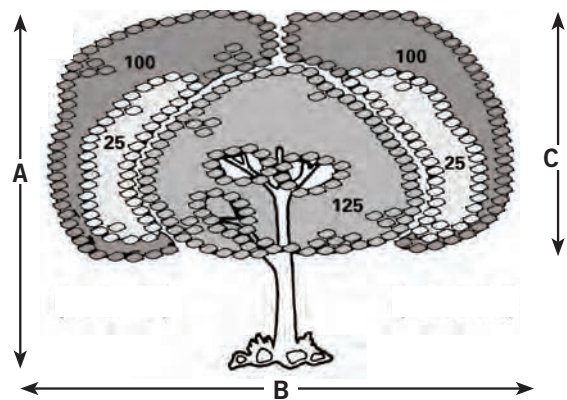
T2 TREE (Standard)

No. of Leaves	Total Height (Dim. A)	Total Width (Dim. B)	Acrylic Top Height (Dim. C)	Price
350	72"	76"	48"	\$8,944
T9 TREE (Standard)				
300	65"	76"	41"	\$8,944

T10 TREE (Standard)

Oversize acrylic requires special order and extra lead time


450	101"	63"	69 1/2"	\$11,558
-----	------	-----	---------	----------



T4 TREE (French Curve)

	No. of Leaves	Total Height (Dim. A)	Total Width (Dim. B)	Acrylic Top Height (Dim. C)	Price
BASE TREE	125	65"	60"	41"	\$3,646
	50	65"	85 1/2"	34"	884
ADD-ONS	200	70"	106"	53"	3,276

* Choose either 25 per side or 100 per side
Cannot choose both options



T5 TREE (French Curve)
Stones cast integral with trunk

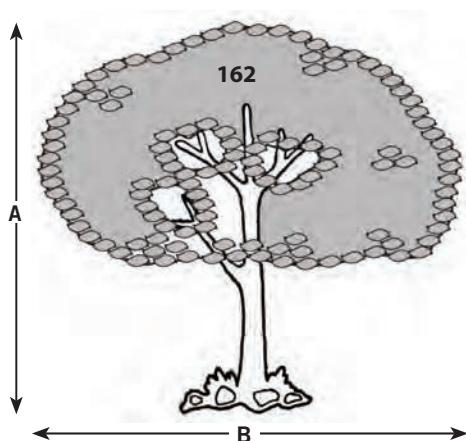
No. of Leaves	Total Height (Dim. A)	Total Width (Dim. B)	Acrylic Top Height (Dim. C)	Price
80	56"	45"	34"	\$2,684

T11 TREE (Standard, Scattered Leaf Pattern)

160	56"	46"	34"	\$3,920
-----	-----	-----	-----	---------

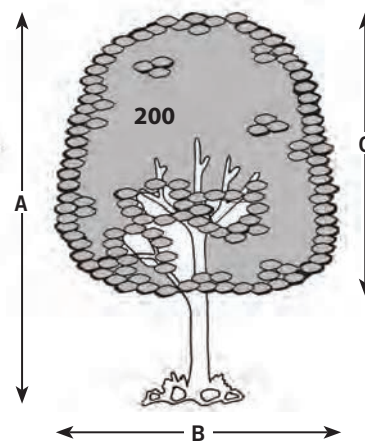
T12 TREE (Standard)

160	56"	46"	34"	\$3,920
-----	-----	-----	-----	---------



T6 TREE (French Curve)

No. of Leaves	Total Height (Dim. A)	Total Width (Dim. B)	Acrylic Top Height (Dim. C)	Price
162	64"	71"	41"	\$4,746



T7 TREE (Standard)

No. of Leaves	Total Height (Dim. A)	Total Width (Dim. B)	Acrylic Top Height (Dim. C)	Price
200	67"	47"	44"	\$5,848

POLES AND COMPONENTS



All poles measure 3" in diameter and are made of rust-free Cast or Extruded Aluminum with a durable black powder finish. Poles are for direct burial, recommended at 18" to 24" deep. Our easy-to-assemble poles can be used as decorative way-finding units and as mounts for signage and plaques, among other applications.



Fluted Aluminum Poles

Fluted aluminum poles are stronger and present a more upscale appearance.

MODEL NO.	DESCRIPTION	PRICE
MP408	3" x 8' Fluted Pole	\$154
MP410	3" x 10' Fluted Pole	\$192
MP412	3" x 12' Fluted Pole	\$232



Pole Toppers

Made of durable cast aluminum, pole toppers protect the tops of the poles from the elements while providing an elegant finish.

MODEL NO.	DESCRIPTION	PRICE
TSB2	3½" Cannon Ball Topper	\$30
TSB4	3⅞" Acorn Topper	\$30

TSB2



TSB4



Frames and Back Plates

Back plates are made of .080 aluminum and provide a 1" visible border around the sign. Frames have a 1" x 1" tubing border that adds an upscale appearance.

MODEL NO.	DESCRIPTION	PRICE
BP1218	12" x 18" Back Plate	\$34
BP1824	18" x 24" Back Plate	\$58
SF1218	12" x 18" Frame	\$126
SF1824	18" x 24" Frame	\$190

BP1824



SF1824



Wrap-Around Bases

These cast aluminum bases come in two pieces along with a set of screws to allow for quick and easy installation.

MODEL NO.	DESCRIPTION	PRICE
WRB1	26" x 7½" Dia. Classic Series	\$30
WRB6	32" x 11¾" Dia. Town Square Series	\$30



MOUNTS AND ACCESSORIES

Decorative Mounts

Decorative mounts add appeal to many applications. The TSCR 1218 scroll mount clamps around any 3" diameter pole and can hold a sign up to 18" x 24" in size. Matthews also offers a 3" diameter mounting pole with a welded channel to offer greater design flexibility for signs up to 12" x 18."


MODEL NO.	DESCRIPTION	PRICE
TSCR 1218	12" x 18" Sign Mount w/ 9" x 4½" Decorative Scroll	\$30



Channel-Mount Poles

Mounting channel will be welded to the pole. When placing an order, identify where the channel should be placed from the top of the pole.

MODEL NO.	DESCRIPTION	PRICE
MP408 CHAN	3" x 8' Fluted Pole w/ ½" x 10" x 1" Channel Mount	\$228
MP410 CHAN	3" x 10' Fluted Pole w/ ½" x 10" x 1" Channel Mount	\$264
MP412 CHAN	3" x 12' Fluted Pole w/ ½" x 10" x 1" Channel Mount	\$312



Mounting Accessories

Additional mounting brackets available.

MODEL NO.	DESCRIPTION	PRICE
TSB14	4⅛" x 1" x 3¼" Mounting Brackets (Pair)	\$86

