

5800Micra

Wireless Recessed Transmitter



Honeywell's patented 5800Micra magnetic contact and wireless transmitter is so small, it virtually disappears when installed. It is one of the ideal solutions for providing concealed protection for tight spaces, especially for vinyl windows. It lets installers shallow-recess the contact while maintaining the exterior integrity of the vinyl window.

FEATURES

- Smallest wireless recessed transmitter on the market (0.75" diameter x 0.33" depth)
- 10 year battery life
- Eliminates concerns of voiding vinyl window manufactures warranty
- Replaceable Lithium coin cell battery

SPECIFICATIONS

Dimensions

- Size: 0.750" diameter
- Wire Antenna: 11" x 0.050" diameter (24 gauge)
- Cavity depth: 0.330"

Gap (Transmitter to Magnet)

- 0.50" (12.7mm) max distance

Power Source

- Replaceable 3.0V Lithium coin cell battery CR1620

Transmit Frequency

- 345 MHz

Temperature Range

- 10°F to 120°F (-12°C to 49°C)

Operating Humidity

- Up to 95% RH (max), non-condensing

Compatibility

- Compatible with all 5800 series wireless devices.

Agency Listings

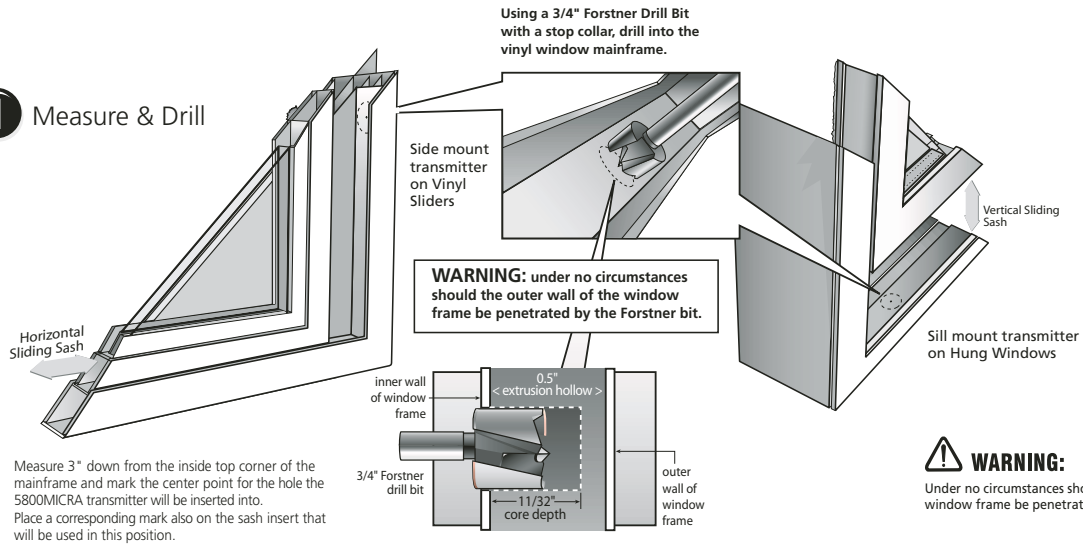
- FCC
- cULus (pending)
- IC

5800Micra

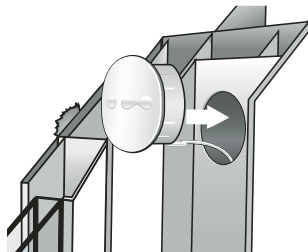
Wireless Recessed Transmitter

SPECIFICATIONS

1 Measure & Drill



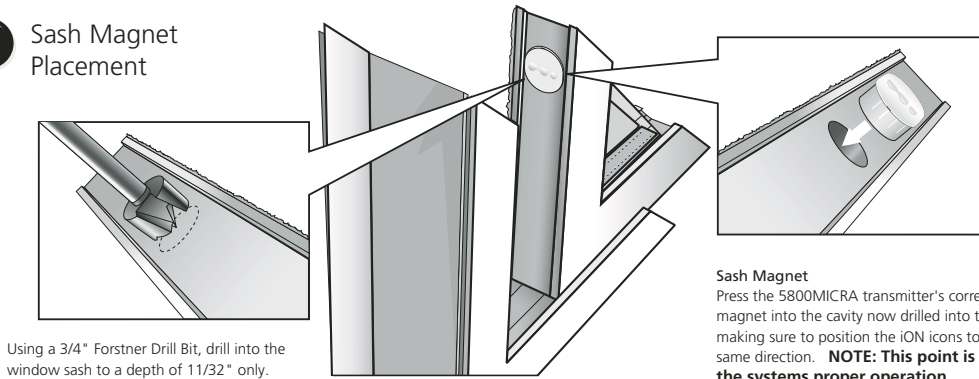
2 Place and Set



Insert the 5800MICRA's antenna into the extrusion hollow then press the transmitter body into the cored opening. Insure that the antenna moves freely in the window channel during installation.

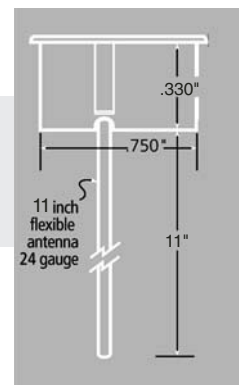
NOTE: It is essential to the systems operation that the positioning of the iON icon on the transmitter point in the same direction as its corresponding sash magnet.

3 Sash Magnet Placement



ORDERING

5800MICRA Wireless Recessed Transmitter



Honeywell Security & Custom Electronics

PO Box 9035, Syosset, NY 11791

www.security.honeywell.com/sce

Copyright ©2004 Honeywell International Inc. L/5800MIC/D 10/04