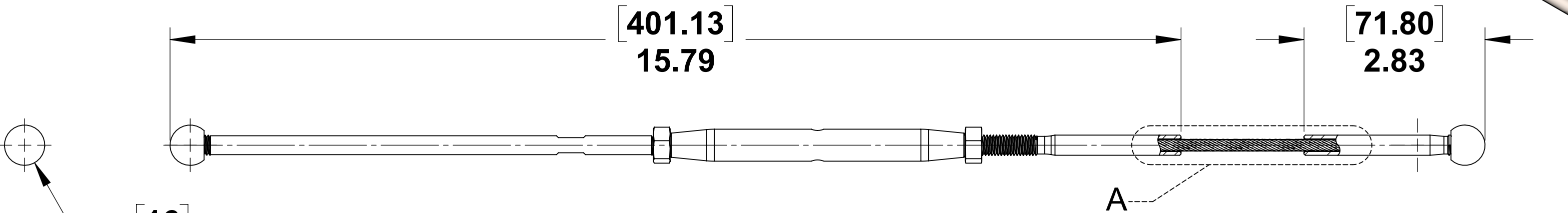
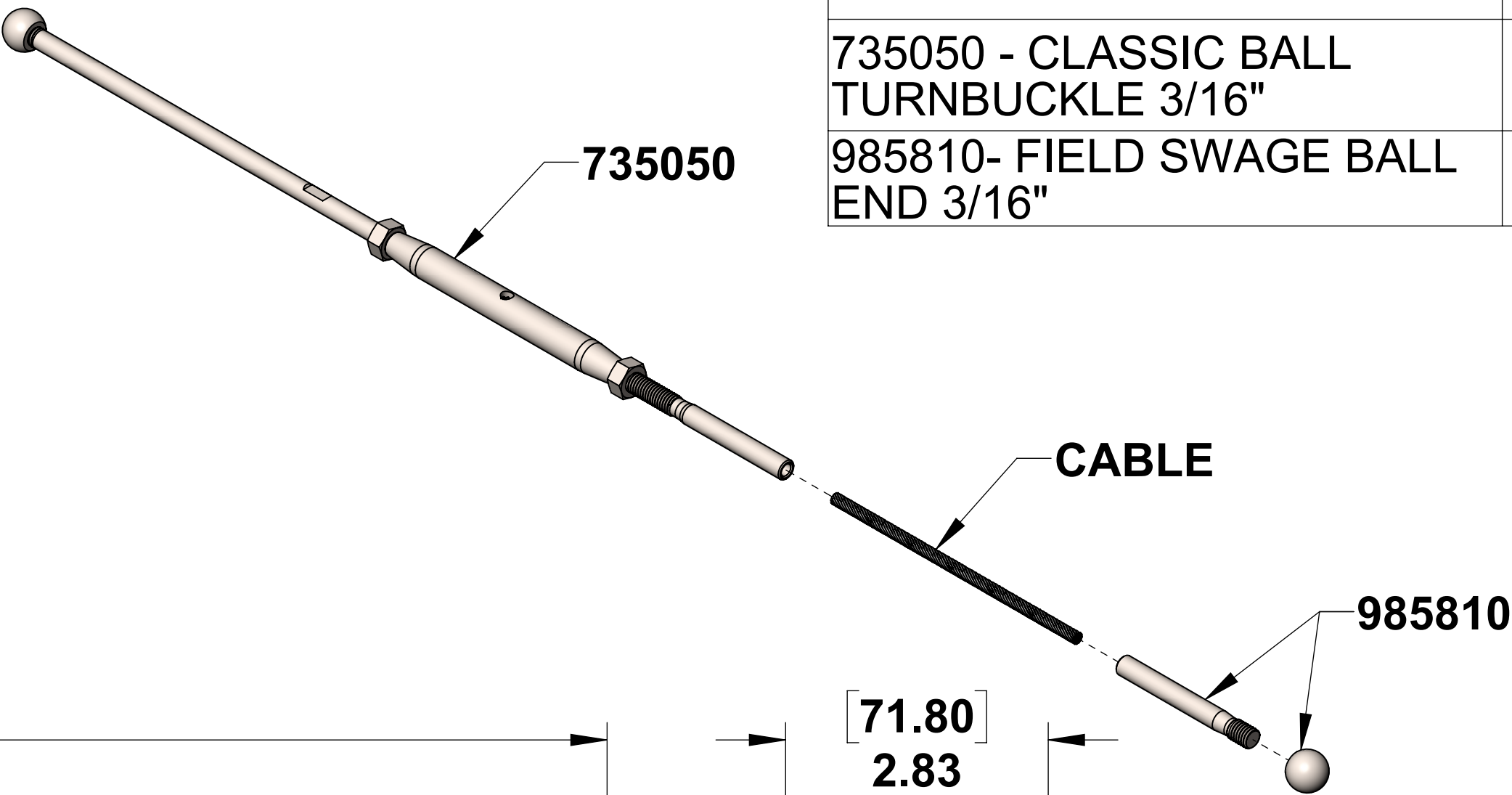
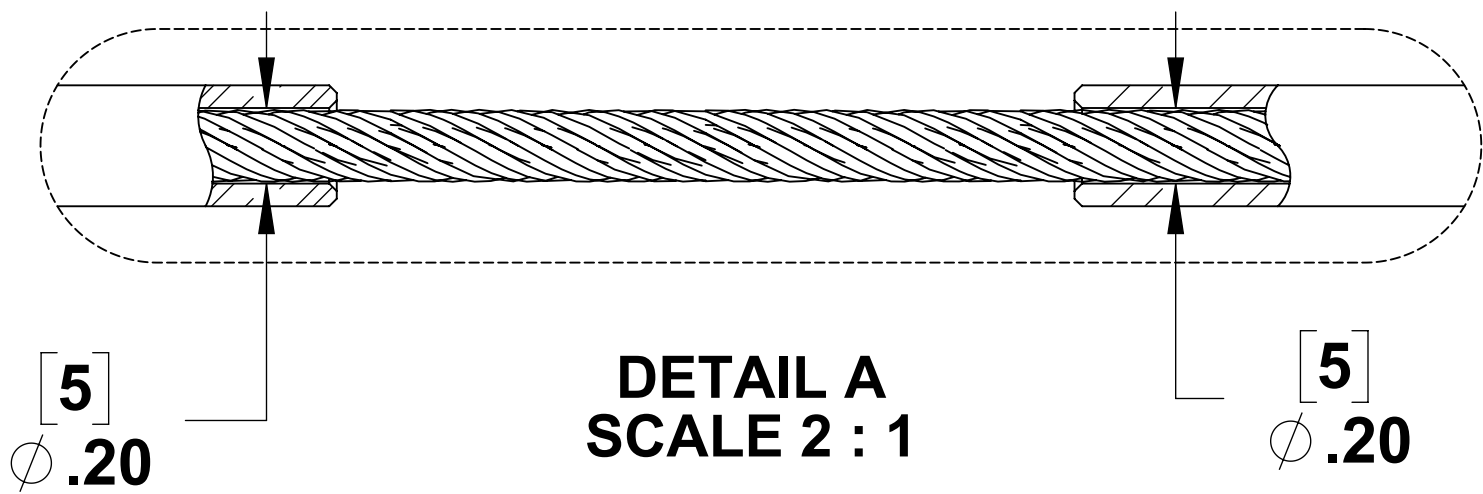


PART #  
**985933**

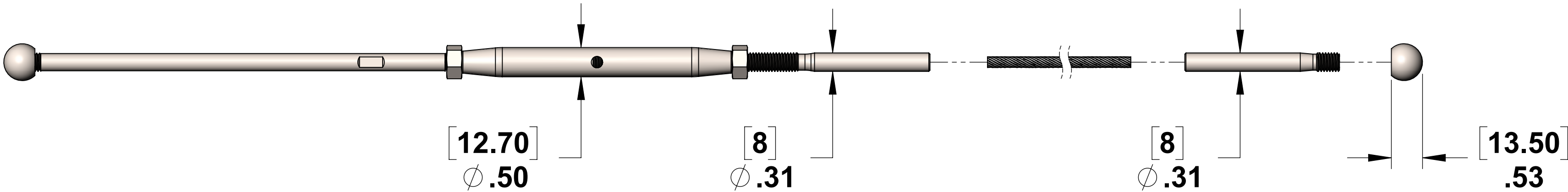
PIECES INCLUDED:	QTY.
735050 - CLASSIC BALL TURNBUCKLE 3/16"	1
985810- FIELD SWAGE BALL END 3/16"	1



[16]  
S  $\phi$  .63



DETAIL A  
SCALE 2 : 1



PROPRIETARY AND CONFIDENTIAL  
THE INFORMATION CONTAINED IN THIS DRAWING IS THE SOLE PROPERTY OF STAINLESS CABLE AND RAILING. ANY REPRODUCTION IN PART OR AS A WHOLE WITHOUT THE WRITTEN PERMISSION OF STAINLESS CABLE AND RAILING IS PROHIBITED.

NOTES: UNLESS OTHERWISE SPECIFIED	
1. DUAL DIMENSIONS SHOWN - INCHES [MM].	
2. MACHINED SURFACES TO BE 63μIN MAX.	
3. PART TO BE FREE OF BURRS AND SHARP EDGES.	
4. ALL MATERIAL TO BE CLEAN, DEGREASED AND FREE OF ALL IMPURITIES.	
5. ANY CHANGE MUST BE AUTHORIZED BY AN SC&R ENGINEER.	
DIMENSIONS ARE IN INCHES	FRACTIONAL
ANGULAR: MACH	±
TWO PLACE DECIMAL	±
THREE PLACE DECIMAL	±
MATERIAL	
FINISH	

NAME	DATE
SCR	03/31/18
ENG APPR.	
MFG APPR.	
COMMENTS:	

TITLE:		
CLASSIC BALL ASSEMBLY - FOR 3/16" CABLE RAILING		
SIZE	DWG. NO.	REV
C	985933	01
SCALE: 2:3	WEIGHT:	SHEET 1 OF 1