

# 1. Recordable Event



# 3. WAP



# 4. Router



# 5. 443



# 6. Firewall



# Secure Network

# 7. Send Via Internet



# 8. AlarmNet

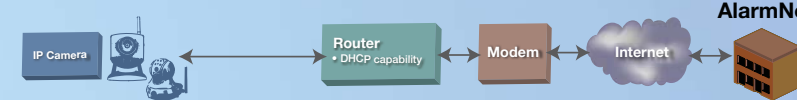


# 9. View Image

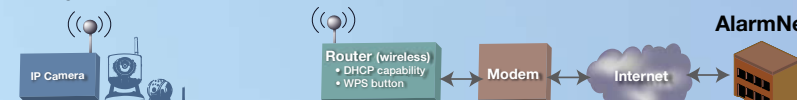


Easy Installation...  
Fast and Secure...

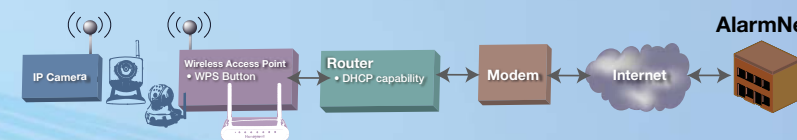
Configuration #1 - You are using a wired connection and your router supports DHCP (Dynamic Host Control Protocol).



Configuration #2 - Your wireless router supports DHCP and one button WPS encryption.



Configuration #3 - Your wireless router supports DHCP but DOES NOT support one button WPS encryption.



## Total Connect Offers More Revenue Opportunities

- Lets end-users check up on kids, nannies, babysitters, pets, elderly relatives, employees and service people
- Alerts and video look-in on PC and mobile devices
- Real time and stored video
- Multiple locations
- Portable video
- Intuitive easy-to-use interface (no training required)

## Total Connect Offers Faster and Easier Installation

- Once powered and connected, the iP communicator automatically seeks the **AlarmNet** servers in a private, secure and authenticated connection
- **Port 443** is typically available for outbound secure Internet access
- No installation knowledge about encryption keys, network protocol, the **firewall** or other computer networking knowledge is required to complete the installation

## Security



- Unlike alternative solutions, Total Connect does not compromise security of the customer's router
- Alternative solutions require installer to open IP server ports