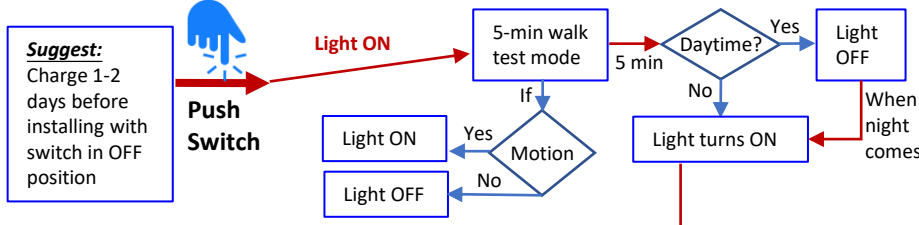


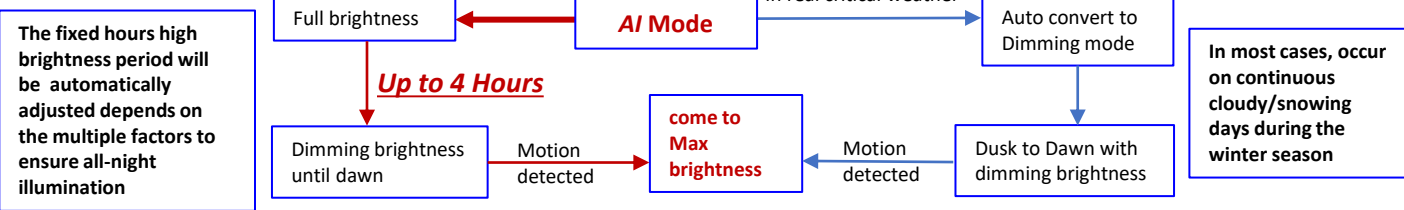
Thank you for choosing eLEDing! World's First AI SMART solar powered lighting:

This innovative AI SMART light is unlike all solar lights in the current market without any manually functional setting up. It's able to Auto-Optimize performance via AI firmware self-calibration in four seasons and different geographical location. US and international patents granted and pending worldwide. All rights reserved. Users must read this manual before installation, comply with local standard and regulations of construction & electrical/electronic projects, follow the safety guidelines to prevent any possible accidents, incident and/or injuries. Consult experienced contractor/installer and electrical technicians for assistance.

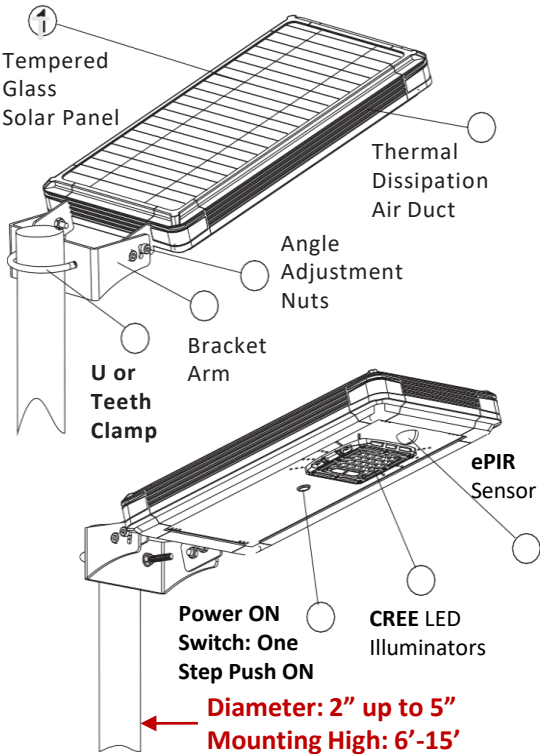
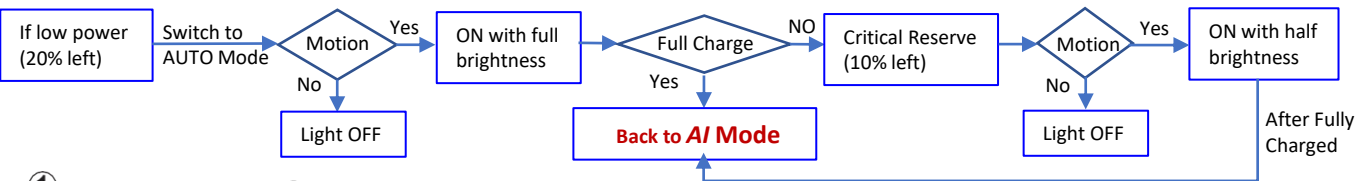
One Step Setup (Just 1 Click!)



AI SMART lighting profile



Second stage Intelligence Power Management (IPM) system : monitor & adjust power consumption



As AI SMART version, once initially power ON, it needs at least one day automatic self-calibration to make it works at maximum performance in most geographical environment.

Installation Guidelines (video link: <https://youtu.be/6NUnVgGdHG4>)

- Securely mount the unit on top of 2"-5" pole or wall surface, adjust the light head direction by the applications. Pre-charge under sunny day for 1-2 days with power OFF is recommended.
- Solar Panel must be mounted at a non-obstructed position/area that allows at least 4-8 hours direct sunlight daily all year round. For most of the North America projects, adjust the tilt of the solar panel at 0-45° degrees based on your actual location (15° is default setting for most case in use). The solar panel can be pointed to between east to west, south will be the best Facing-to-Sun direction and **definitely NOT to north**. For northern hemisphere installations, a south-facing position is best and visa-versa for southern hemisphere installation.
- Solar Panel Maintenance: Use soft, wet cloth to clean the solar panel periodically (at least once a one year) to avoid energy output reduction resulted from accumulated dust. Clean accumulated snow ASAP during snowing season.

Product Specifications

Patented Technology

Coverage: Up to 360° sensing angle	Detecting Range: up to 60'
Illuminator: 10W/20W SMD super bright -LED (CREE-USA)	Energy Storage: 50WH/100WH Li-poly battery
Solar Panel: 15VDC. 12W/24W Tempered Glass	Mode: AI-SMART up to 4Hrs max+100hrs continuous MoonLight
Light fixture: Weight: 5.5LBs/10LBs, Size: 18"/36" x 9" x4"	Operation Temp.: -4°F to 125°F, Weatherproof IP54
Peak Bright: 150W-1600/300W-3200Lm+, 5000K color	Complies with: FCC Part 15 Class B and ICES-003:2004



Two Years Limited Warranty

EESGI guarantees this product to be free from defects in material & workmanship for (2) years. This warranty does not apply to damage from misuse or incorrect installation/ connection. This warranty does not cover accessories, bulbs, batteries, high voltage accidents, alterations, unauthorized use or repair, neglect, misuse, abuse, damages or defects resulting from normal wear and tear (including chips, fading scratches, abrasions or discoloration due to usage or sun exposure), or failure to follow instructions for care and maintenance, fire, flood, and Acts of God. This warranty does not include liability for incidental or consequential damages. EESGI is not responsible for any damages in excess of the retail purchase price of the product under any circumstances. The consumer is responsible for the installation of, removal of, and reinstallation of the product.